

CYNGOR SIR CEREDIGION COUNTY COUNCIL

Report to: Cabinet

Date of meeting: 3 October 2023

Title: CYSUR/CWMPAS Combined Local Operational Group
Safeguarding Report Qtr 4 2022-23

Purpose of the report: To monitor activity on a multi-agency basis of the
actions taken to safeguard children and adults within
Ceredigion

For: Information

Cabinet Portfolio and Cabinet Member:
Councillor Alun Williams, Deputy Leader of the Council and Cabinet Member for
Through Age and Wellbeing

Background:

Please see attached CYSUR-CWMPAS Combined Local Operational Group
Safeguarding Report for Qtr 4, 2022-23.

These are multi-agency management reports in relation to safeguarding children and
adults in Ceredigion during the period 1st January to 31st March 2023. They provide
management information on action taken under the Wales Safeguarding Procedures.

The Reports include information provided by other agencies in relation to safeguarding
the welfare of children and adults in Ceredigion.

The management information is discussed by members of the CYSUR/CWMPAS
Combined (Ceredigion) Local Operations Group in order to monitor and evaluate the
effectiveness of the safeguarding children and adults arrangements in Ceredigion and
the outcomes achieved

These multi agency meetings provide an opportunity to identify and act upon any
performance and other issues within this area of work.

Performance information is also provided to the Mid and West Wales Regional
Safeguarding Board which is also an opportunity to analyse performance, trends and
issues across the Region.

Summary of Key Points:

- In Quarter 4, there was a decrease in the number of contacts/reports received regarding children/young people compared to Quarter 3-with there being 1112 contacts/reports received in Q3 compared to 1010 contacts/reports received in Q4.
- However, there was an increase in the overall number of contacts/reports which proceeded to actions needing to be taken under Child Protection Procedures, from 193 in Q3 compared with 200 in Q4.
- The percentage of reports that proceeded to a Strategy Discussion in this quarter, was 19.8% compared to 17.3% in Q3.
- In Q3, 7.3% of reports proceeded to a Section 47 Enquiry compared to 8.4% in Q4, in this quarter. In this quarter, 1.6% of reports received needed to proceed to an Initial Child Protection Conference which was the same percentage that proceeded to conference in Quarter 3.
- The total number of children subject to an Initial Child Protection Conference in Quarter 4 was 23, and this compares to 35 in Q3.
- The total number of children placed on the Child Protection Register in quarter 4 following the Initial Child Protection Conference was 20 compared to 31 in Q3.
- The total number of children removed after Review Child Protection Conferences in this quarter were 15 compared to 28 in Quarter 3.
- The total number of Section 47 enquiries undertaken in this quarter were 85 compared to 81 in Quarter 3. 70 of those enquiries were undertaken jointly with the Police and 25 were undertaken as a Social Services Single Agency.
- The main category of abuse which led to a Section 47 enquiry in quarter 4 was Physical Abuse (32), sexual abuse/exploitation (24), other exploitation (11), neglect (9) and emotional abuse (8). This follows the same pattern experienced in Quarter 3.
- There were 52 children on the Child Protection Register as of the end of this quarter, compared to 49 as at the end of Quarter 3. 22 children were registered under the category of emotional/psychological abuse, in this quarter, 26 under the category of neglect and 4 under the category of both neglect and emotional/psychological abuse.
- The main Risk Factors for the 52 children who were on the Children Protection Register as of the 31/03/2023, were domestic abuse, parental mental health, parental substance/alcohol misuse and parental separation.
- In terms of Adult Safeguarding, there has been a significant increase in the number of adults suspected of being at risk of abuse and/or neglect, with there being 190 adults at risk reported in this quarter compared to 142 in Q3.
- The most reported category of abuse this quarter again was emotional/psychological abuse, with 97 reports of adults at risk where this was the main category of abuse. Neglect was the second main category of reported abuse (66), then physical abuse (62), financial abuse (40), and sexual abuse (24). This follows the pattern from the previous quarter.
- From the reports received, in relation to all categories of abuse, women are the highest reported to be most at risk, by a significant margin. However, in relation to concerns about neglect, there were more males (36) affected by this category of abuse than females (30) which has been very different to previous quarters.
- In Quarter 4, as in Quarter 3, the Police were the highest source of reporting (46).

Wellbeing of Future Generations:

Has an Integrated Impact Assessment been completed? If, not, please state why.

No. This report is provided on an ongoing basis and demonstrates the continuing work that is undertaken in relation to safeguarding children and adults in Ceredigion.

Summary of Integrated Impact Assessment:

Long term:

Collaboration:

Involvement:

Prevention:

Integration:

Recommendation(s):

To note the contents of the report and the levels of activity with the Local Authority.

Reasons for decision:

So that governance of the Local Authority activity and its partner agencies are monitored.

Overview and Scrutiny:

Overview and Scrutiny Co-ordinating Committee

Policy Framework:

Corporate Well-being Objectives:

Finance and Procurement implications:

None

Legal Implications:

To ensure compliance with our statutory duties under the Children Act 1989 and the Social Services and Well Being Act 2014; Part 7

Staffing implications:

None

Property / asset implications:

None

Risk(s):

Managing the safeguarding of Children and Adults at Risk

Statutory Powers:

The Children's Act 1989 and the Social Services and Well-Being Act 2014

Background Papers:

None

Appendices:

Appendix 1- CYSUR CWMAPS LOCAL OPERATIONAL GROUP Performance Management Report Quarter 4

Corporate Lead Officer:

Audrey Somerton-Edwards, Interim Corporate Lead Officer: Porth Cynnal

Reporting Officer:

Audrey Somerton-Edwards, Interim Corporate Lead Officer: Porth Cynnal

Date:

19 June 2023

Acronyms:

CP – Child Protection

CPR – Child Protection Register

Part 5 – Allegations against a member of staff or those working with children, e.g. - foster carers, volunteers, playgroups, etc.

CPCC – Child Protection Case Conference

ICPC – Initial Child Protection Conference



CEREDIGION

CYSUR LOCAL OPERATIONAL GROUP

Performance Management Report

Quarter: 4

1.1.23 – 31.3.23

CONTENTS:	TUDALEN / PAGE
SECTION 1: Introduction	3
SECTION 2: Headline and Comparative Data	4
SECTION 3: Child Protection Referrals	6
SECTION 4: Child Protection Section 47 Enquiries	8
SECTION 5: Child Protection Conferences	9
SECTION 6: The Child Protection Register	17
SECTION 7: Protection Strategy Meetings in Special Circumstances	19
SECTION 8: Multi Agency Child Sexual Exploitation	20
SECTION 9 Annual Summary Report	21
SECTION 10: Police – MARAC	22
SECTION 11: Learning Services	25
SECTION 12: Hywel Dda University Health Board	31
SECTION 13: S-CAMHS	35
SECTION 14: Adult Safeguarding	42

SECTION 1: INTRODUCTION:

This is the multi-agency management report in relation to safeguarding children in Ceredigion during the period 1st January to 31st March 2023. It provides performance management information on action taken to safeguard children.

It includes reports from partner agencies relating to safeguarding and promoting the wellbeing of children in Ceredigion.

The indicators and measures used are defined and reported on locally, regionally and nationally.

This management information is regularly discussed by members of the CYSUR Ceredigion Local Operations Group in order to monitor and evaluate the effectiveness of safeguarding children arrangements in Ceredigion and the outcomes achieved.

Any comments or queries regarding the report should be addressed to:

Elizabeth Upcott
Rheolwr Corfforaethol Diogelu
Safeguarding Corporate Manager,
Elizabeth.Upcott@ceredigion.gov.uk
01545 574212

SECTION 2: Headline and Comparative Data

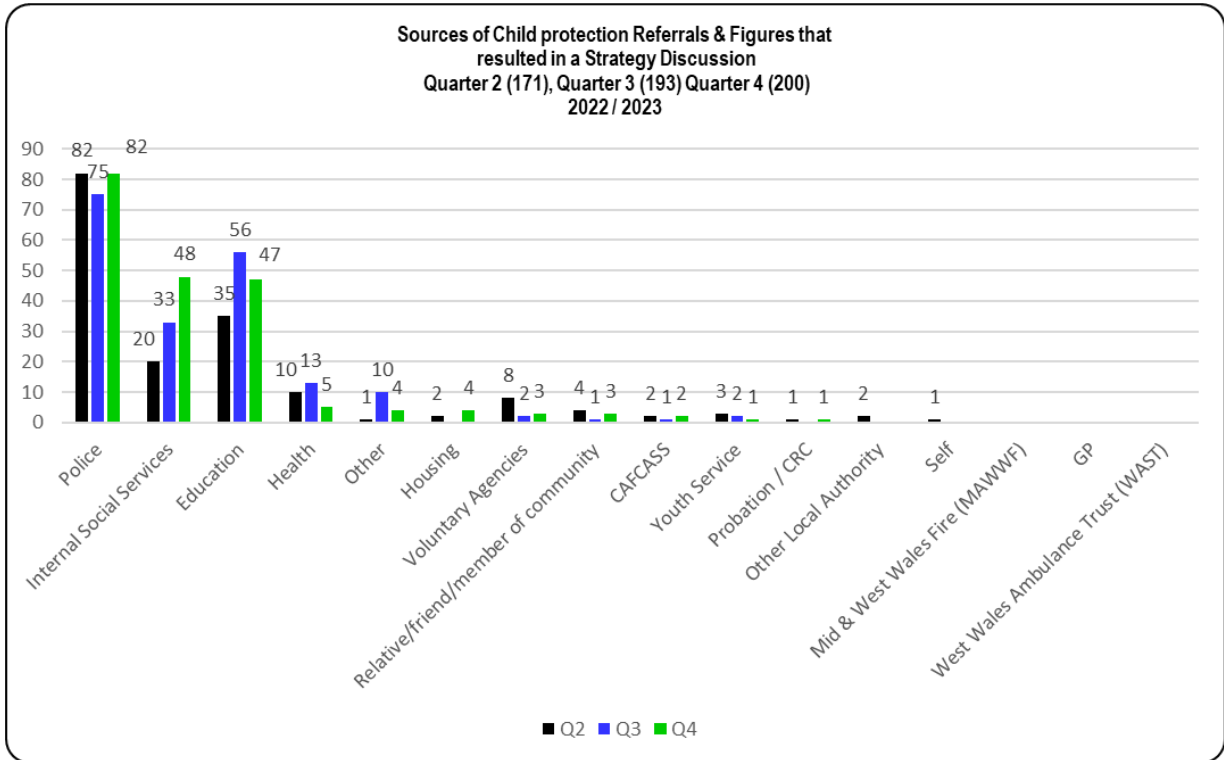
Referral Outcomes	Jan-Mar 2023	Oct-Dec 2022	July-Sept 2022	April-June 2022	Jan-Mar 2022
Reports/Referrals leading to Child Protection Strategy Discussions / Meetings	200	193	171	221	154
Number of Initial CP Conferences (excluding transfer and pre-birth conferences)	15	16	7	5	8
Number of Initial Pre-Birth CP Conferences	1	1	2	4	2
Number of Transfer CP Conferences	-	1	1	-	-
Pre-Birth Transfer CP Conference	-	-	-	-	-
Total number of Initial CP Conferences (including transfer and pre-birth Conferences)	16	18	10	9	10
Total number of children subject to Initial/Pre-birth/Transfer Conferences	23	35	21	13	21
Number of children's names placed on the CP Register (excluding pre-birth and transfer conferences)	20	30	14	8	19
Number of children's names to be placed on the CP Register at birth	-	1	2	4	2
Number of children's names placed on the CP Register after transfer from other Local Authorities	-	-	-	-	-
No. of children's names to be placed on the CP Register at birth after transfer from other Local Authorities	-	-	-	-	-
Total number of children's names placed on the CP Register following Initial Conferences	20	31	16	12	21
Total number of children's names not placed on the CP Register	3	4	5	1	-
Number of Review CP Conferences	32	17	16	19	13
Number of Review Pre-Birth CP Conferences	-	-	-	-	-
Total Number of Review CP Conferences (inc Pre-Birth)	32	17	16	19	13
Number of children subject to Review CP Conferences	51	39	26	43	23
Number of children's names to be placed on the CP Register at birth	-	-	-	-	-
Total number of children subject to Review/Pre-birth Conferences	51	39	26	43	23
Total number of children remaining on CP Register	36	11	13	29	11
Total number of children removed from the CP Register	15	28	13	14	12

Analysis:

There was a slight increase in the number of referrals that lead to action taken under Wales Safeguarding Procedures during this quarter.

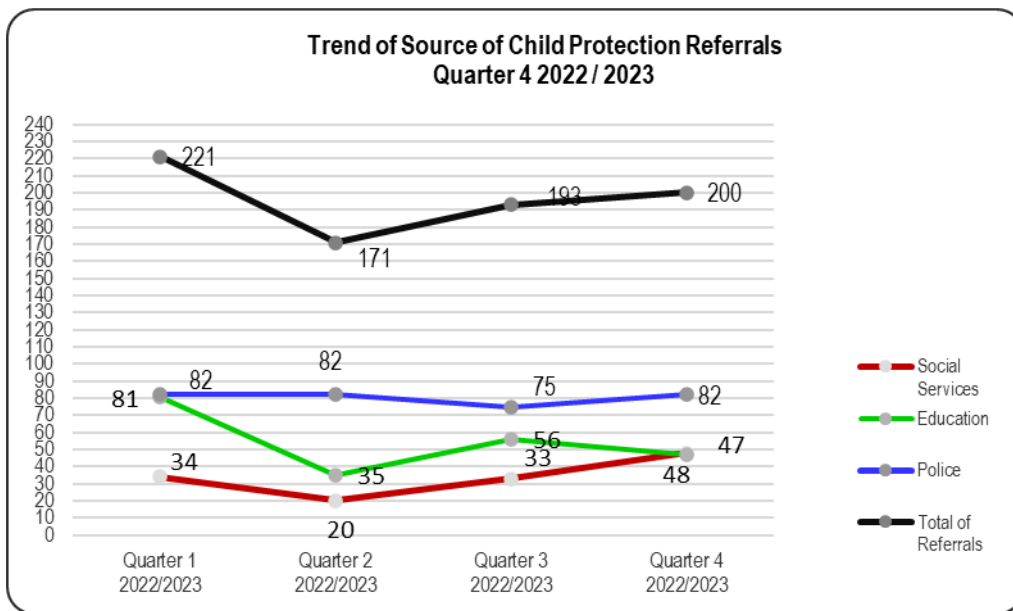
The percentage of children discussed at review conferences and who were deregistered was 28%.

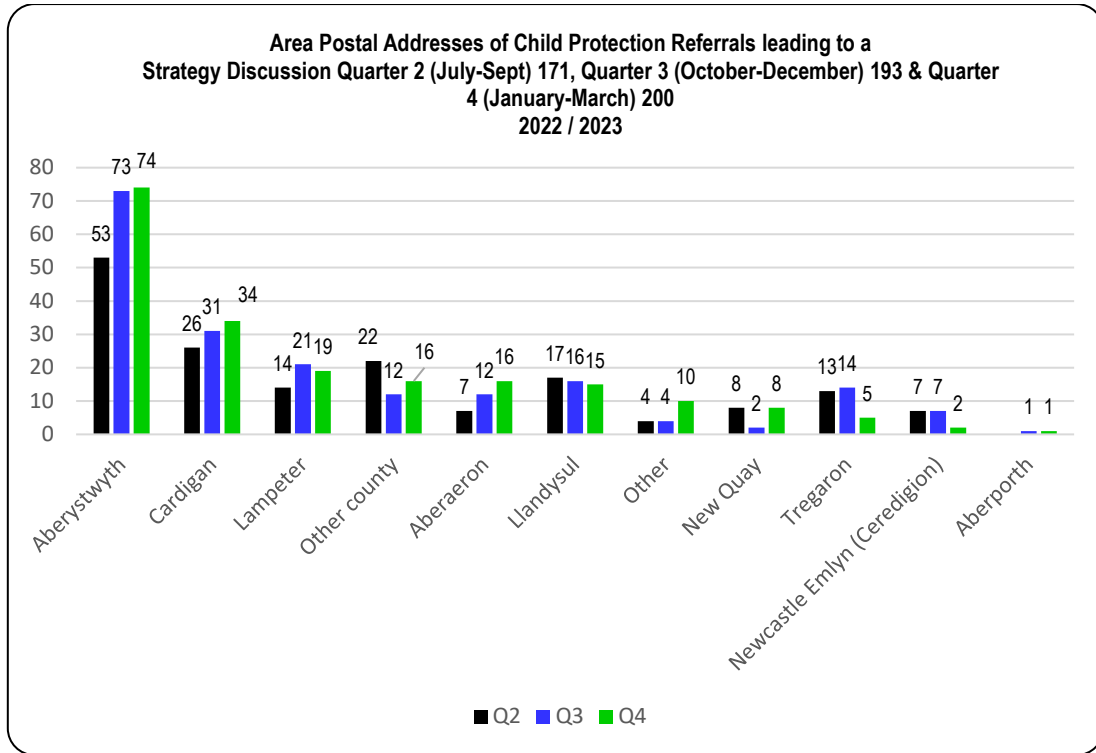
SECTION 3: Child Protection Reports and Referrals:



Analysis:

The Police remained as the largest source of referrals during the quarter; Internal Social Services referrals have increased with the schools’ rate decreased slightly.





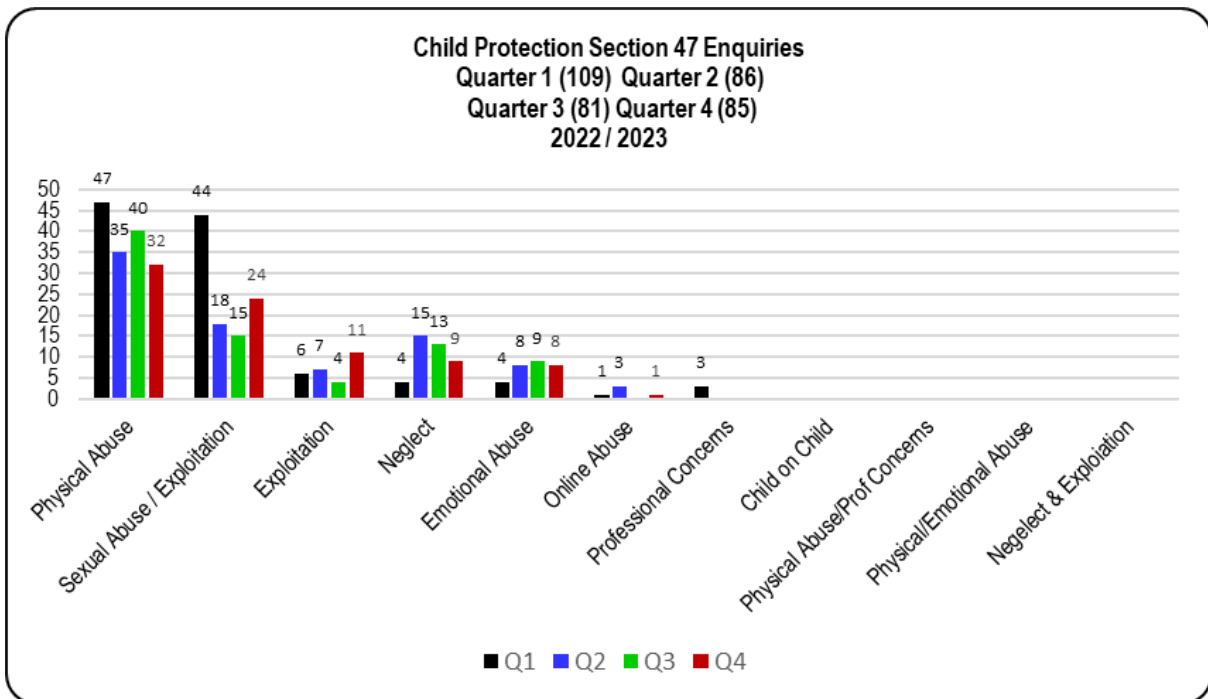
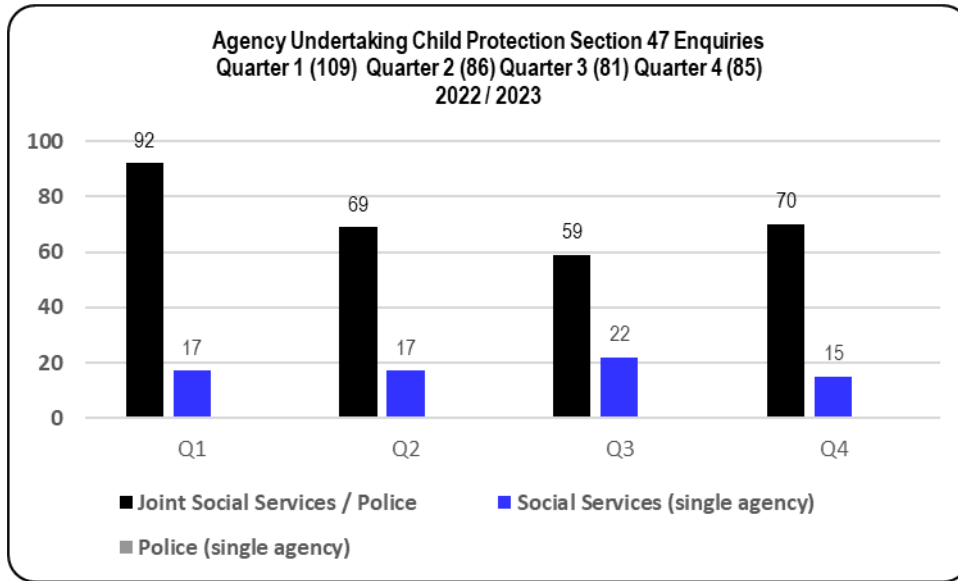
Analysis:

Aberystwyth is consistently the area of the greatest number of referrals

% Breakdown of Safeguarding Activity Quarter 4 2022 / 2023 (1 January – 31 March)			
Number of all Initial Contacts re Children information.			
Contact/Referrals 1010	Strategy Discussions 19.8%	Section 47 Enquiries 8.4%	Initial Child Protection Conferences 1.6%

In Quarter 3, there were 1112 contacts/referrals, of those, 17.3% went to a Strategy Discussion, 7.3% went to a Section 47 Enquiry, and 1.6% went on to an Initial Child Protection Conference.

SECTION 4: Child Protection Section 47 Enquiries



Analysis:

The main concerns that led to completing child protection enquiries in quarter 4 were allegations of physical abuse and sexual abuse/exploitation.

The majority of enquiries were carried out jointly by Police and Children Services.

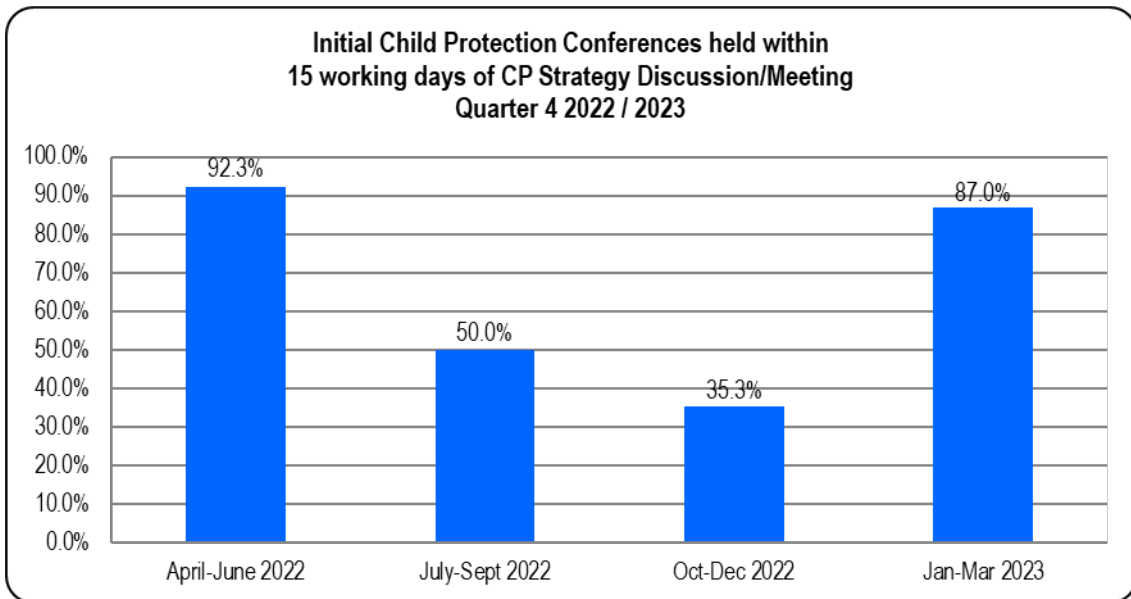
SECTION 5: Child Protection Conferences

This table contains breakdown figures in relation to Outcomes of Initial Child Protection Conferences					
Total Number of Initial CPCs	No. of children	No. of unborn	No. of families	Number of children placed on CPR incl. unborn and transferred	No. of children with Child in Need of Care and Support Plan if not registered
16	22	1	16	20	3

Initial Child Protection Conferences in timescale

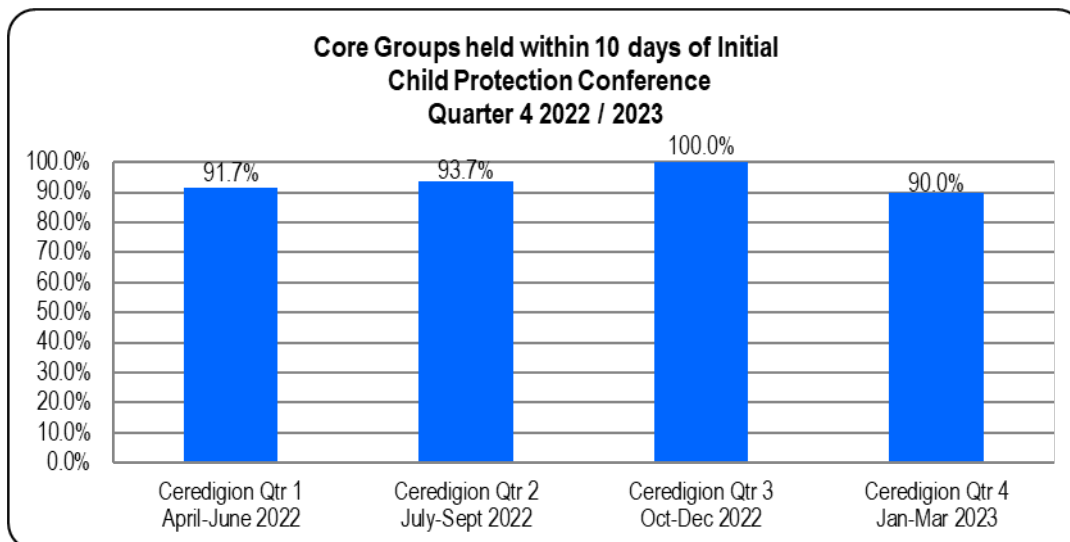
87.0% of Initial Child Protection Conferences were recorded to have taken place within 15 working days of the Strategy Discussion/Meeting. For 1 conference of 2 siblings the conference was delayed due to agency availability and for a further conference for 1 young person the delay was due to a need for clarification regarding decision making.

Initial and Review Case Conferences are being held hybrid / virtually via Microsoft Teams. Both parents and children have been able to participate in the meetings.



Child Protection Core Group Meetings in timescale:

90.0% of Child Protection Core Group Meetings were recorded to have taken place within 10 working days of the Initial CP Conference. 2 Core Groups were delayed due to availability of professionals over Easter Holidays.



This table contains breakdown figures in relation to the outcomes of Review Child Protection Conferences:

Total No. of Review CPCs	No. of children	No. of Unborn	No. of families	No. of names of children remaining on CP Register	No. of names of children removed from CP Register	No. of children with Child in Need of Care and Support Plan following de-registration
32	51	-	31	36	15	9

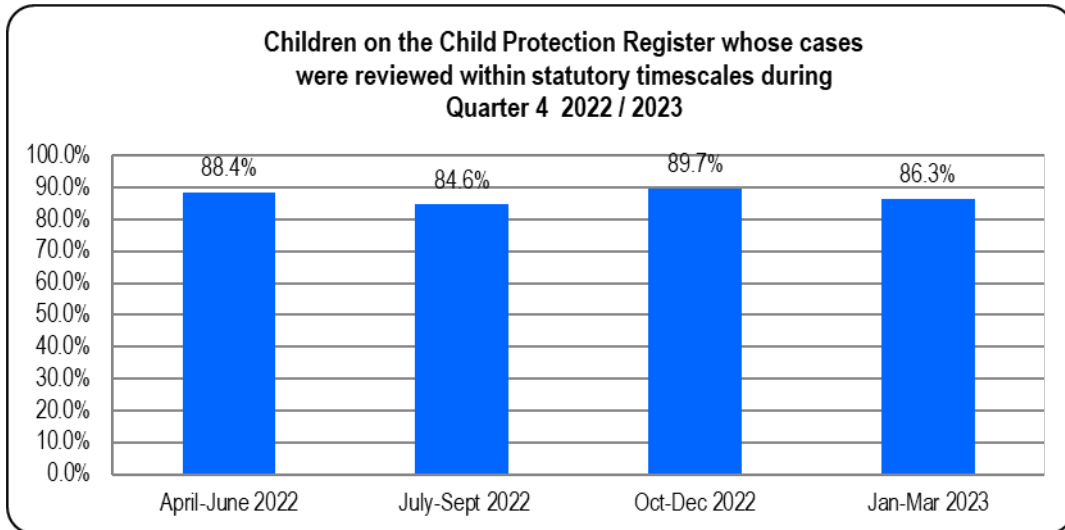
Outcomes of Reviews:

Of the 14 children who were de-registered, 9 were in receipt of further intervention on a Child in Need of Care and Support Plan, 3 children became Looked After Children with 3 other children not needing any services.

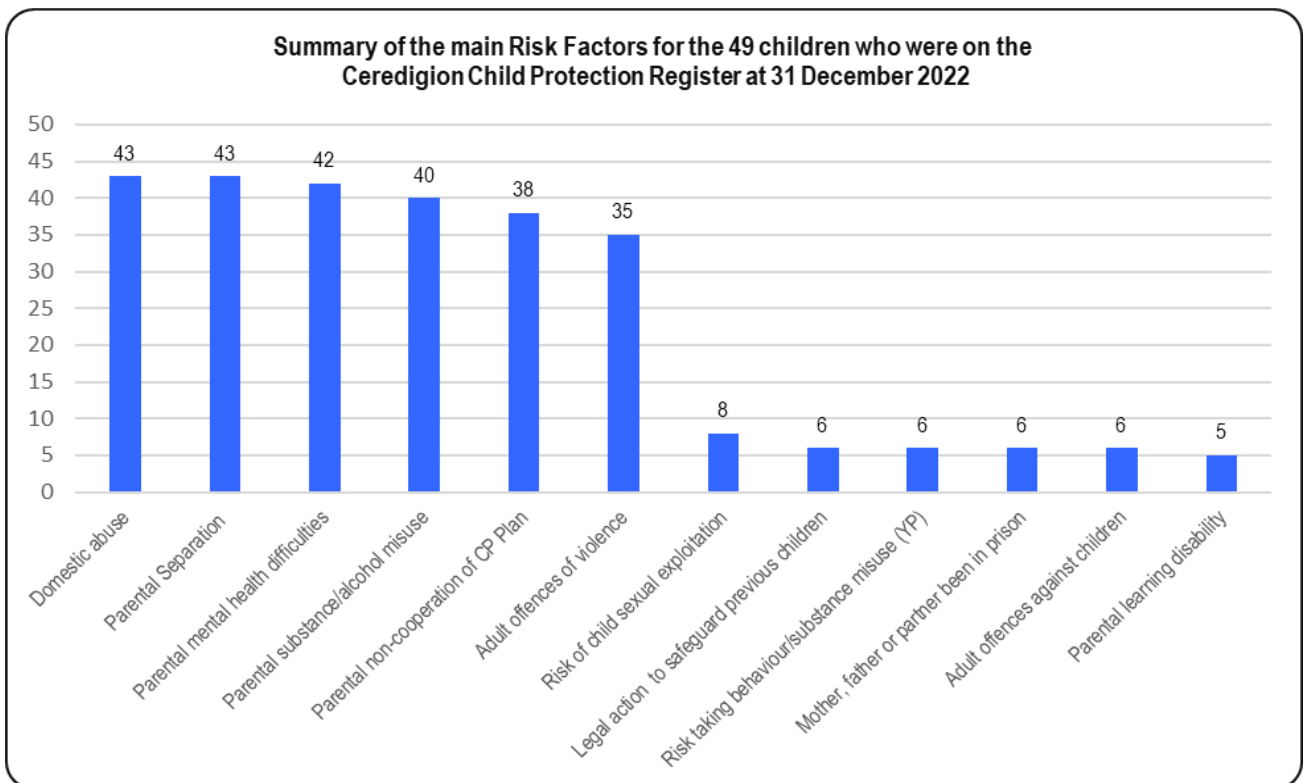
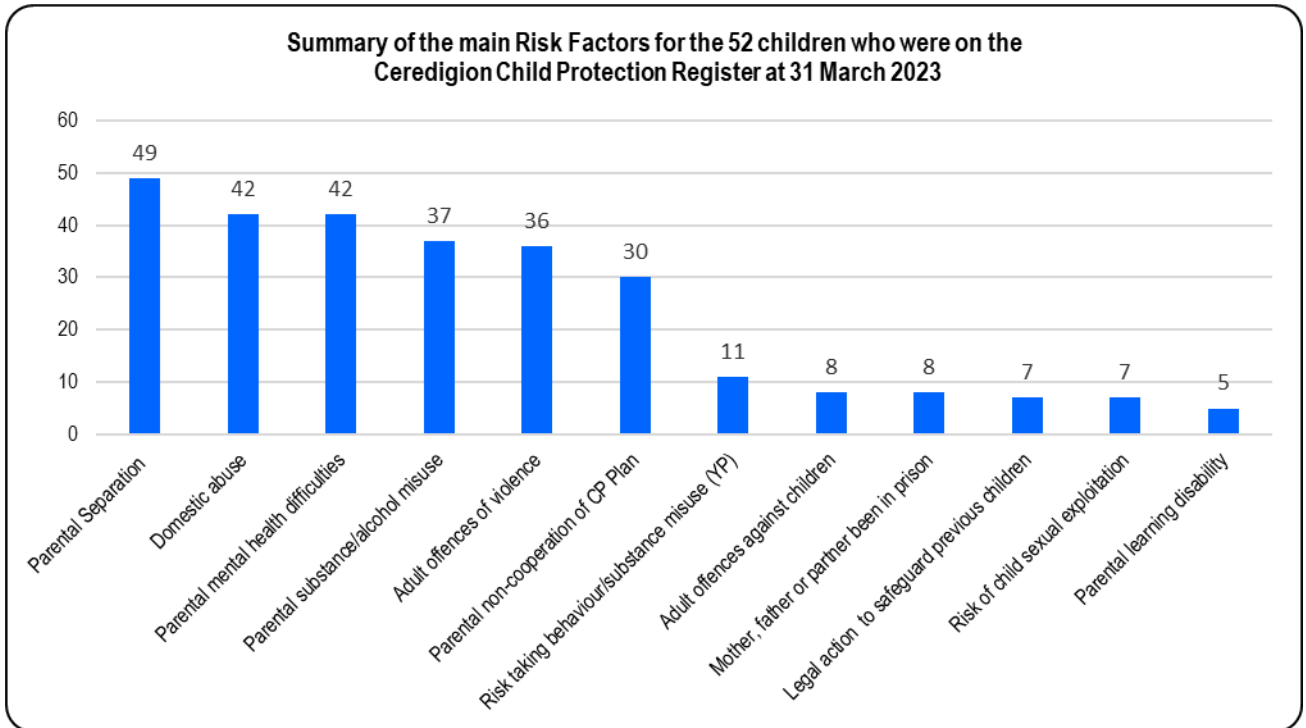
Review Child Protection Conferences in Timescales:

86.3% of Review Child Protection Conferences were recorded to have taken place within timescales. The reason for the delays in holding conferences in time were as follows: -

For 1 family of 2 siblings there was delay in receiving professional reports, with a further conference for 1 child having to be rescheduled as the meeting wasn't quorate. The conference for 1 Family with 1 child was delayed due to the Christmas period, with 2 further conferences with 1 child each reporting the availability of parents being the reason for the delay. 1 additional conference for 1 child recorded that the delay was due to the child being accommodated as a Looked After Child on the day of the conference and Court issues took priority.



Participation of parents and children in Child Protection Conferences						
*Comparative data for Quarter 3 in brackets						
*Social Worker report to parents 24 hours before CPC	*CP Chair met with family before CPC	*CP Chair met with child before CPC	*Family member present at CPC	*Children's views represented at CPC who did not attend (5 -18 yrs.)	*Children attendance at CPC (Over 11 yrs.)	*Children Who have allocated Advocate / Tros Gynnal.
100% (100%)	94% (85%)	67% (100%)	94% 84%)	88% (89%)	20% (4%)	20% 22%)



The Toxic Three Risk Factors for the 52 children who were on the Ceredigion Child Protection Register at 31 March 2023		
Number of children subject to a Care and Support Protection Plan where all of the Three Toxic Risk Factors feature (Domestic Abuse, Parental Substance Misuse and Parental Mental Health)	32	61.5%
Number of children subject to a Care and Support Protection Plan where Parental Separation <i>or / and</i> Incarceration feature (ACE)	49	94.2%
Number of children subject to a Care and Support Protection Plan where all five ACE (Domestic Abuse, Parental Substance Misuse, Parental Mental Health, Parental Separation and Incarceration)	6	11.5%

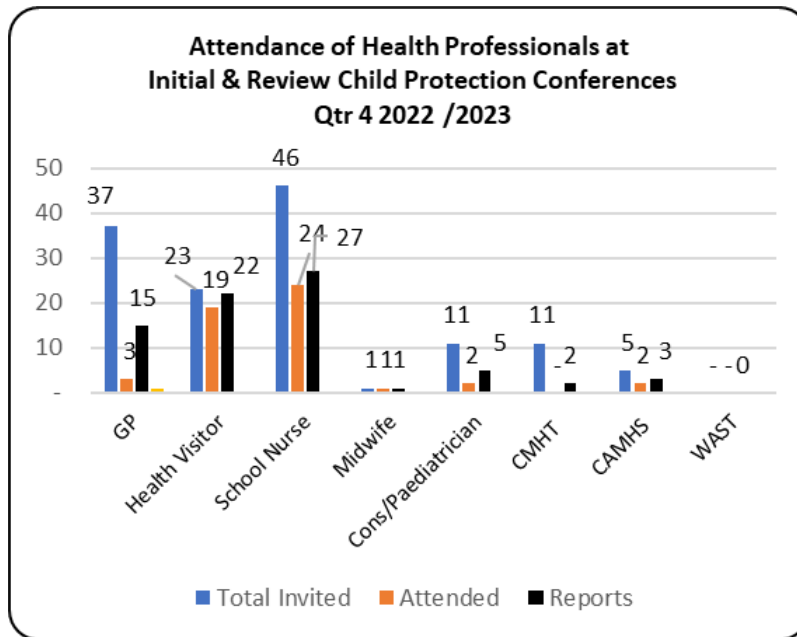
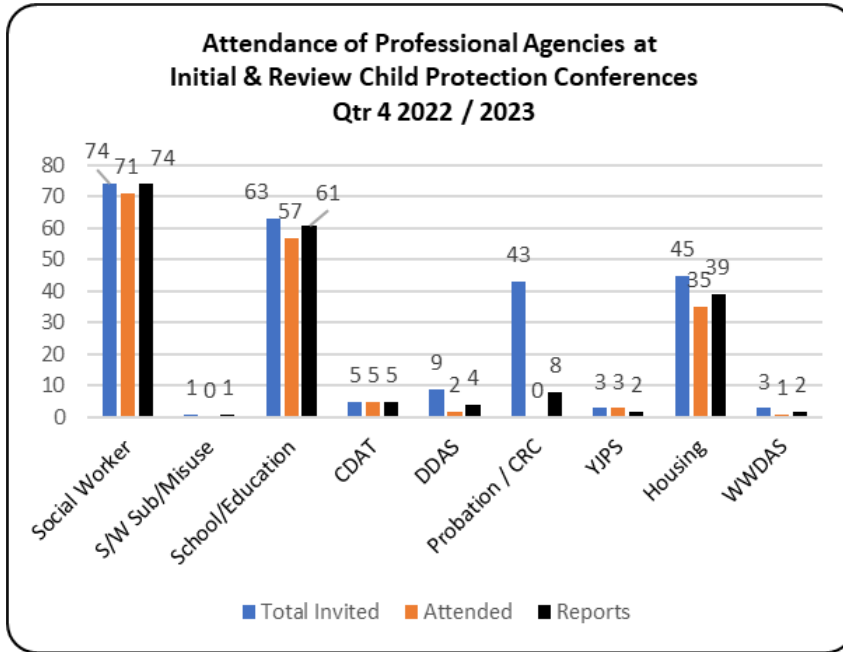
Analysis:

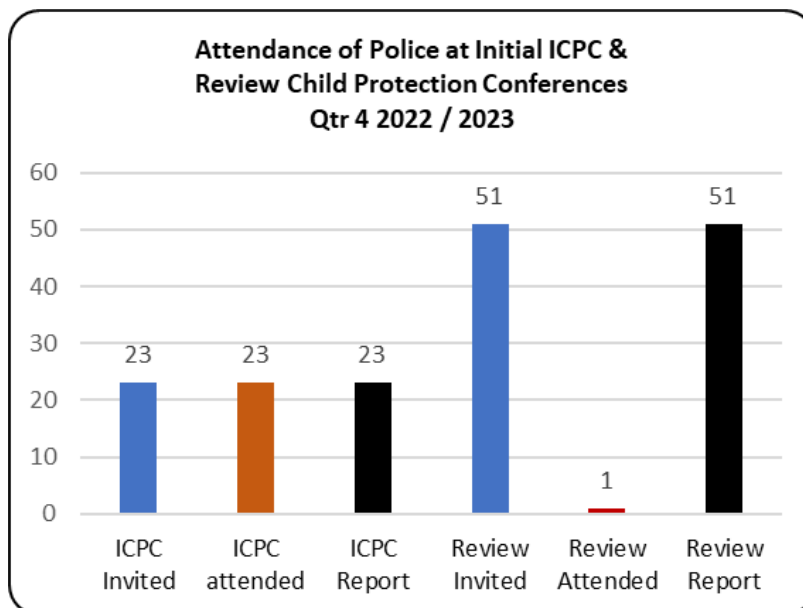
The main risk factors recorded were parental separation, domestic abuse, parental mental health difficulties and parental substance/alcohol misuse.

Parents for 2 siblings met the criteria and were referred to the Inspiring Families Project, they were also referred to Choices Perpetrator Programme.

Parents of 1 further child met the criteria for the Inspiring Families Project but weren't referred due to the fact that they weren't willing to engage with the process; they were however referred to the Choices Perpetrator Programme.

Agency Attendance at Conferences:





The attendance of agencies at CPCs is illustrated in the charts above. An average of 6 agencies' staff members were invited to each CPC and an average of 3 attended. There was an average of 5 written reports available at each CPC.

6 (8%) Children's CPC recommended that a Family Group meeting be convened.

59 (80%) Children's registration decisions were unanimous; with 15 (20%) children's registration a majority decision.

2 (3%) Children's CPCs reported that there was dissent regarding the safety of the CP Plan for safeguarding the welfare of a child on the CP Register.

8 (11%) Children were identified as a young carer.

It was identified for 5 (8%) Children that there was a shortfall in information regarding the mother's partner.

A moderate/severe learning disability was identified for 10 (14%) young persons; with 8 (14%) young persons reported as having an Individual Development Plan.

3 (4%) Children were reported to have a physical/sensory disability, with behaviour problems identified for 10 (14%) young persons.

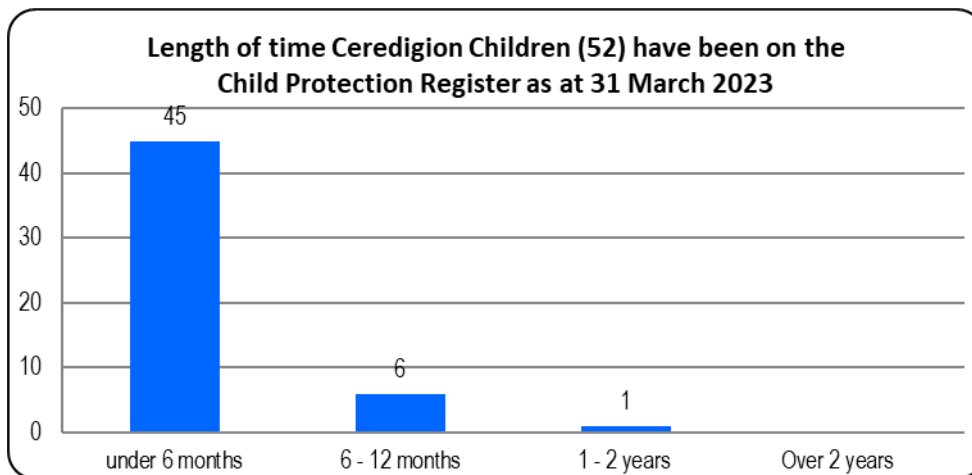
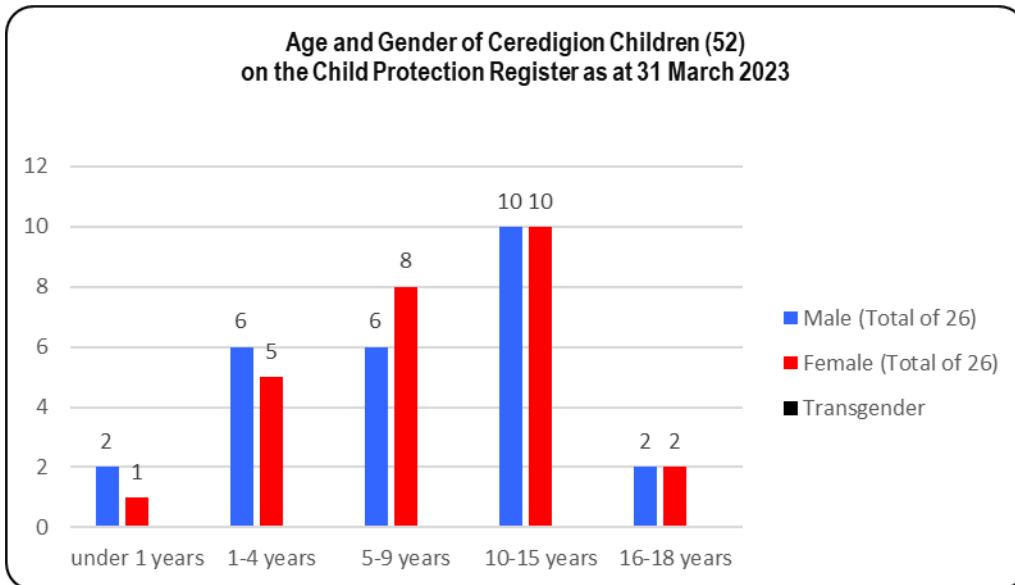
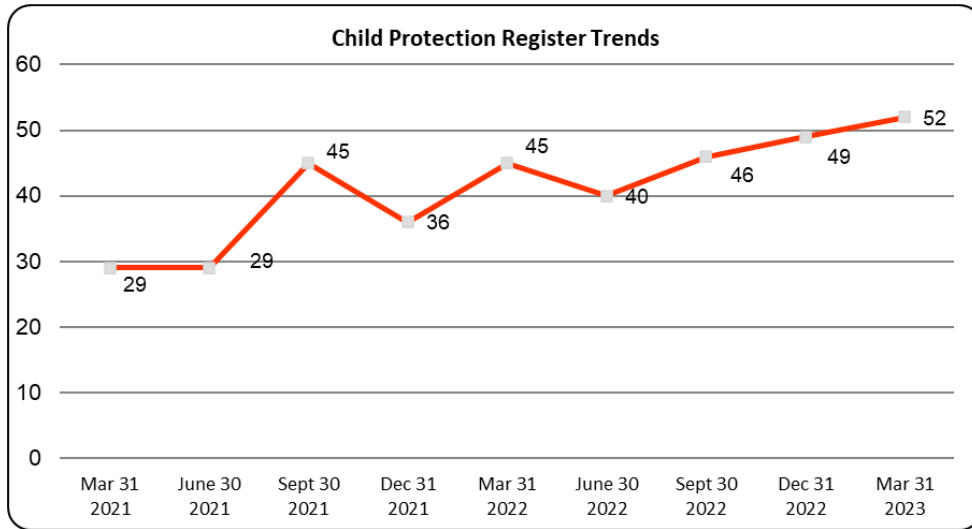
4 (5%) Children were recognised as having speech/language difficulties; with 4 (7%) Young persons reported to have been excluded from school.

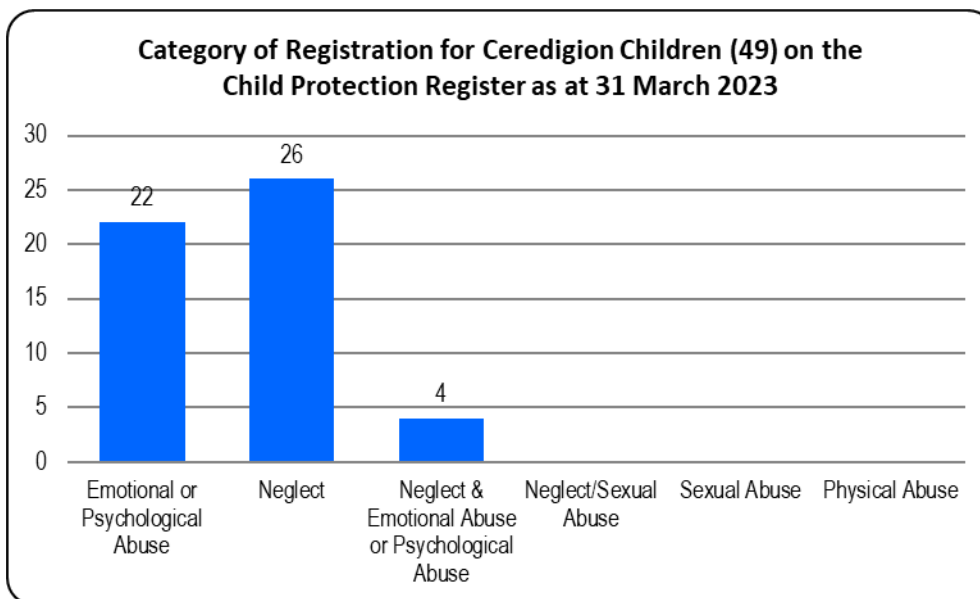
CHILD AND FAMILY FEEDBACK

The previous system for attaining Child and Family feedback following their attendance at a Child Protection Conference has not been possible since the start of the Pandemic in March 2020 due to the fact that most Conferences are held virtually. However, since the beginning of April 2022, Evaluation Questionnaires have been sent to families following their attendance at a Child Protection Conference to gain their views and feedback. This process will continue until such time that Child Protection Conferences take place on a face-to-face basis.

CHILD AND FAMILY FEEDBACK						
Evaluation questionnaires were provided to children/young people (of appropriate age/level of understanding), parents and carers who attended CP Conferences during the quarter. A total of 62 questionnaires were circulated and 7 (11.3%) were completed. The following table provides a summary of the responses.						
Was the venue and time of the Conference				Did you feel prepared to attend the Conference?		
	Very suitable	OK	Not suitable	Yes	Not sure	Not at all
Children	1	0	0	1	0	0
Parents	3	0	0	2	1	0
Carers	0	0	0	0	0	0
Family Members	3	0	0	3	0	0
Were you able to say what you wanted				Did you feel your views were taken into account		
	Yes	Not enough	No	Yes	Some	Not at all
Children	1	0	0	1	0	0
Parents	2	1	0	1	2	0
Carers	0	0	0	0	0	0
/Family Members	3	0	0	3	0	0
Is there anything that you would like to say that might help us to improve the process?				Action taken by Quality Assurance & Independent Service to address any concerns		
Child	•					
Parents	• Face to face meetings, couldn't get onto link to virtual conference.			Chair met with family following conference		
Carers	•					
Extended Family	•					

SECTION 6: Child Protection Register





WG Measure 28 - The average length of time for all children who were on the Child Protection Register:

This Measure asks for the average length of time in calendar days on the register for all children who were de-registered during the quarter	Jan-March	287.5
--	-----------	-------

WG Measure 27 – The number of re-registrations of children on Local Authority Child Protection Registers within the year

Initial Conferences	Jan-Mar 2023	Oct-Dec 2022	July-Sept 2022	April-June 2022	Jan-Mar 2022	Oct-Dec 2021	July-Sept 2021	April-June 2021
Number of Children previously on the register and deregistered within last 12 months	3	5	0	0	0	0	9	0

ADRAN SECTION 7: Cyfarfodydd Strategaeth Amddiffyn Plant Ganllawiau Amddiffyn Plant Cymru Gyfan / Child Protection Strategy Meetings of the All Wales Child Protection Procedures

Category of Child Protection Strategy Meeting	Total number of cases	Total number of meetings
Risk of child exploitation	23	42
Concerns regarding neglect	3	3
Concerns regarding sexual abuse	1	2
Concerns regarding physical abuse	2	2
Concerns regarding sexually harmful behaviour	10	10
Concerns regarding a young person going missing	4	4
Concerns regarding emotional abuse	1	1
Concerns regarding a person in contact with children through their work	13	16
Total number of meetings		80
Total number of cases discussed in this quarter	57	

ADRAN/SECTION 8: Ecsbloetio Rhywiol Plant Cyfarfodydd Rheoli Aml Asiantaethol / Multi Agency Child Exploitation Management Meetings

New Case / Review	Exit / Remain in MACE	Male / Female	Age	At home / in care	CPR	Date of meeting	Agency Attendance
Review	Remain	F	16	H	Yes	13.03.23	Safeguarding, Police, Education, Planned Care, PCC
Review	Remain	F	14	H	Yes	24.01.23 15.02.23 02.03.23 15.03.23	Safeguarding, Police, Education, Planned Care, PCC, Health
Review	Remain	M	17	H	No	08.03.23 27.03.23	Safeguarding, Police, YJS, IOM, Substance Misuse, CAMHS, DDAS
Review	Remain	M	15	H	No	12.01.23 23.03.23	Safeguarding, Police, PGT, Education, Health, Barod, PCC
Review	Remain	M	17	H	Yes	24.01.23 14.02.23 28.03.23	Safeguarding, Police PGT, YJS, Education, PCC
New	Remain	M	15	H	Yes	28.02.23	Safeguarding, Police Education, PGT, Health, YJS
Review	Exit	M	15	H	Yes	31.01.23 01.03.23	Safeguarding, Police, TPA, Education, TAF, Health, YJS, Llamau
Review	Exit	M	10	H	Yes	17.03.23	Safeguarding, Police, Education

SECTION 9: Annual Summary Report

1st April 2022 to 31st March 2023		
Child Protection Strategy Discussions/Meetings		Comparative data for previous year
Strategy Discussions / Meetings	785	498
Strategy Meetings (Part 4 and 5)	272	193
Child Protection Referral Outcomes		
Number of Initial CP Conferences (excluding transfer and pre-birth conferences)	43	29
Initial Pre Birth CP Conferences	8	4
Transfer CP Conferences	2	1
Total Initial CP Conferences (including transfer and pre-birth conferences)	53	34
Total number of children discussed at Initial CP Conferences	92	80
Total number of children's names placed on the Child Protection Register (including at birth)	79	72
Total number of children subject to Initial CP Conference not registered	13	8
Initial CP Conference where children had been previously on the Register and had been deregistered within last 12 months	8	0
Review CP Conference Outcomes		
Total No of Review CP Conferences	84	51
Total No of children reviewed	159	105
Names de-registered from the CP Register	70	55
Number of Children and Families subject of Child Protection Conferences		
Number of Children	126	106
Number of Families	66	49

SECTION 10: Police Marac Report

January
Monthly Data Returns

Overall number of cases met MARAC criteria	290
Number of cases reviewed and resulted at MRE (MARAC Repeat/Escalation) review stage.	Reviewed: 174 Resulted: 90
Overall number of cases dealt with at Daily Discussion.	Discussed: 200 Resulted: 182
Cases through to MARAC	18 MARAC
Percentage of cases	MRE Resulted 52% DD 91% resulted at DD 9% escalated to MARAC
Divisional breakdown of case numbers (met MARAC criteria)	Carmarthenshire 110 Pembrokeshire 67 Ceredigion 41 Powys 72
No of children in the household	Total: 285 Carmarthenshire 101 Pembrokeshire 81 Ceredigion 40 Powys 63

	Resulted at MRE	Resulted at DD	MARAC	Time Saved going to MARAC (*average 10min a case)
Carmarthenshire	28	73	9	
Pembrokeshire	22	45	6	
Ceredigion	18	17	0	
Powys	22	47	3	

February
Monthly Data Returns

Overall number of cases met MARAC criteria	258
Number of cases reviewed and resulted at MRE (MARAC Repeat/Escalation) review stage.	Reviewed: 140 Resulted: 80
Overall number of cases dealt with at Daily Discussion.	Discussed:178 Resulted: 160
Cases through to MARAC	18 MARAC
Percentage of cases	MRE Resulted 57% DD 92% resulted at DD 8% escalated to MARAC
Divisional breakdown of case numbers (met MARAC criteria)	Carmarthenshire 110 Pembrokeshire 55 Ceredigion 27 Powys 66
No of children in the household	Total: 254 Carmarthenshire 87 Pembrokeshire 83 Ceredigion 26 Powys 58

	Resulted at MRE	Resulted at DD	MARAC	Time Saved going to MARAC (*average 10min a case)
Carmarthenshire	30	68	12	
Pembrokeshire	21	31	3	
Ceredigion	7	20	0	
Powys	22	41	3	

March
Monthly Data Returns

Overall number of cases met MARAC criteria	300
Number of cases reviewed and resulted at MRE (MARAC Repeat/Escalation) review stage.	Reviewed: 157 Resulted: 97
Overall number of cases dealt with at Daily Discussion.	Discussed: 203 Resulted: 185
Cases through to MARAC	18 MARAC
Percentage of cases	MRE Resulted 62% DD 91% resulted at DD 9 % escalated to MARAC
Divisional breakdown of case numbers (met MARAC criteria)	Carmarthenshire 108 Pembrokeshire 73 Ceredigion 45 Powys 74
No of children in the household	Total: 172 Carmarthenshire 75 Pembrokeshire 44 Ceredigion 17 Powys 36

	Resulted at MRE	Resulted at DD	MARAC	Time Saved going to MARAC (*average 10min a case)
Carmarthenshire	25	83	10	
Pembrokeshire	29	44	2	
Ceredigion	14	31	3	
Powys	29	45	3	

SECTION 11: Learning Services

ADRODDIAD LOG GWASANAETHAU YSGOLION

BWLIAN / BULLYING

Mae data bwlio yn parhau i gael eu gasglu yn dymhorol ym mhob cyfarfod Llywodraethol yr ysgolion. Gweler isod, data Tymor yr Hydref 2022 (a gafodd ei goladu yn nhymor y Gwanwyn 2023).

Bullying data is collected by all schools during Governing Body meetings on a termly basis. Please see below data collected for the Autumn Term 2022 (which was collated during the Autumn term 2022)

<u>Mathau o Fwlian / Type of Bullying</u>	<u>Gwanwyn / Spring 2022</u>	<u>Haf / Summer 2022</u>	<u>Hydref / Autumn 2022</u>
Gallu / Ability	4	2	2
Oedran / Age			
Edrychiad / Appearance	7	5	7
Biffonig / Biphobic			
Anabledd / Disability		1	3
Rhyw / Gender	2		3
Homoffonig / Homophobic			3
Plentyn sy'n derbyn gofal / Looked after children			
Di-ddeuaidd / Non-Binary			
Beichiogrwydd neu Famolaeth / Pregnancy or Maternity			
Hiliol / Racial	2	5	12
Crefydd neu Gred / Religion or Belief			
Rhywiol / Sexual	2		
Sexual Orientation			
Trawsffonig / Transphobic			
Gofalwr Ifanc / Young Carers			
E-ddiogelwch / E-safety	4	2	9
Eraill / Other	5	9	26
Not Specified		3	2
Cyfanswm / Total	26	27	67

Mae'r ffigyrau uchod yn dangos cynydd sylweddol mewn achosion bwlian sydd yn cael ei cofnodi o dymor y Gwanwyn, i gymharu a thymor yr haf.

The above figures show a significant increase in bullying incidences being recorded in the Autumn term, in comparison with the earlier Summer term.

HYFFORDDIANT / TRAINING

Mae hyfforddiant Diogelu ac Amddiffyn Plant lefel 1 ar rhaglen e-ddysgu yn unig, dyma'r nifer o staff sydd wedi cwblhau yr hyfforddiant hyn drwy cyfnod cwarter 4. Yn ogystal, mae'r niferoedd o staff sydd wedi cwblhau lefel 2 Amddiffyn Plant yn rhithiol hefyd wedi ei ychwanegu yn ystod y cyfnod hwn.

Level 1 Safeguarding and Child Protection training is only available as an e-learning programme, below is the number of staff who have completed the training during the quarter 4 period. In addition, the number of staff who have completed the level 2 Child Protection training virtually during this period, is also noted below.

Lefel 1 / Level 1	221 mewnol / internal 89 allanol / external
Lefel 2 / Level 2	78

VAWDASV

Mae yna 315 o staff mewnol a 44 o staff allanol wedi cwblhau hyfforddiant VAWDASV ar-lein yng nghyfnod cwarter 4.

315 internal staff and 44 external staff have completed the online VAWDASV training during the quarter 4 period.

ADDYSG DDEWISOL GARTREF / ELECTIVE HOME EDUCATION

Nifer o blant yr ydych yn ymwybodol ohonynt sydd yn cael eu haddysgu'n ddewisol gartref / <i>Number of children that you are aware of that are Electively Home Educated (EHE)</i>	Nifer o blant EHE sy'n hysbys i'r Awdurdod Lleol sydd wedi cael cynnig ymweliad blynyddol yn ystod y 12 mis diwethaf / <i>Number of EHE children known to the Local Authority that have been offered an annual visit in the last 12 months</i>	Canlyniad / <i>Outcome</i>
245	264	Declined – 59 DNA'd – 14 Child seen – 109 Child not seen – 14 School Attendance Order Letter sent - 2

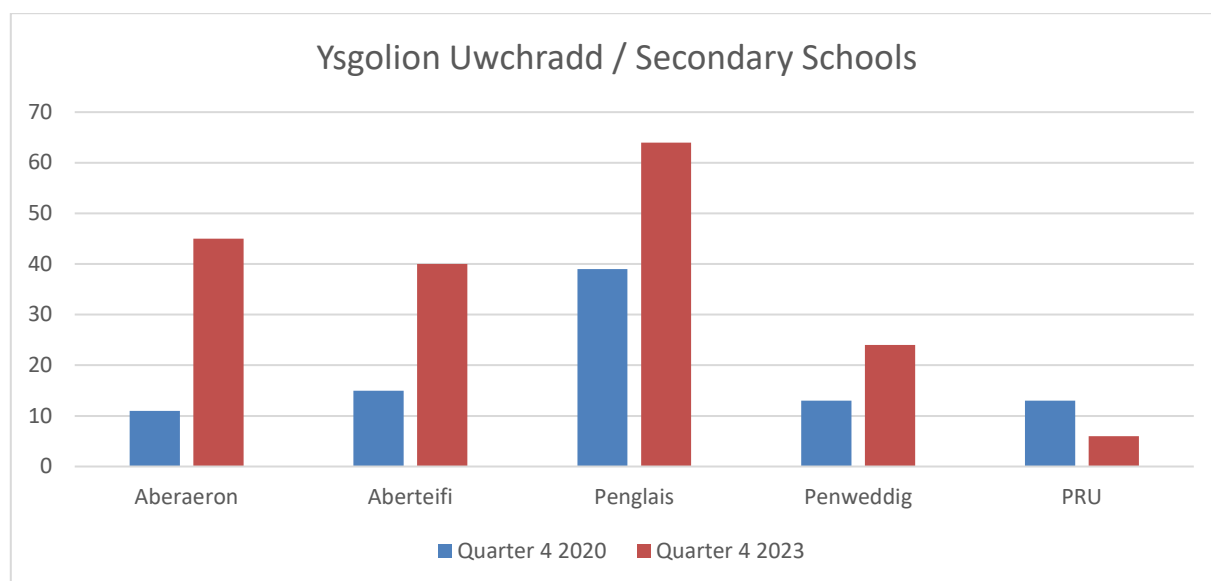
PLANT MEWN GOFAL / LOOKED AFTER CHILDREN

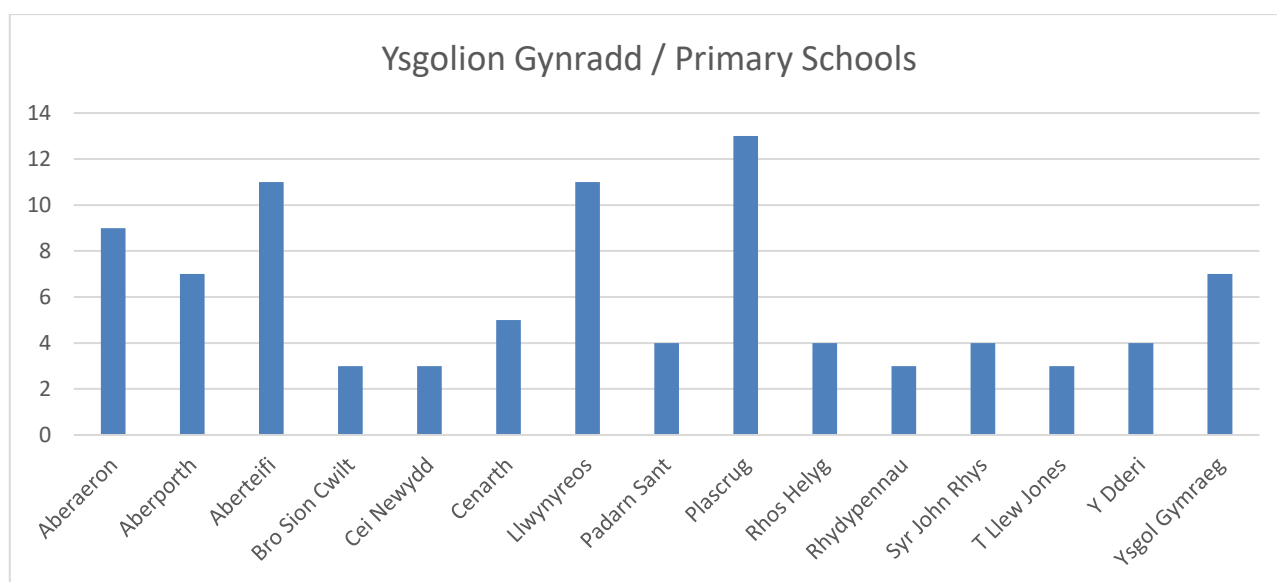
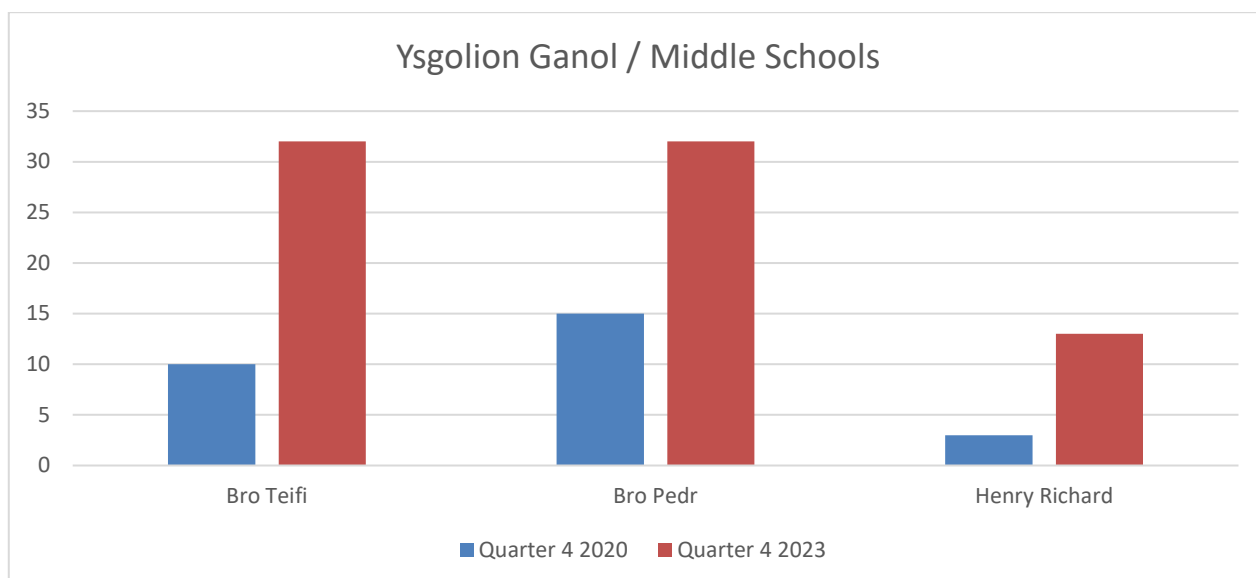
Plant mewn gofal yng Ngheredigion o oedran ysgol stadudol / <i>Looked after children in Ceredigion of statutory school age</i>	<i>Ionawr/January: 53(2 moved out of county during the month) Chwefror/February: 51 2 moved out of county during this month) Mawrth/March: 48</i>
Plant mewn gofal allan o'r Sir o oedran ysgol statudol / <i>Looked after children placed out of County of statutory school age</i>	<i>Ionawr/January: 38 (2 left during the month from Ceredigion) Chwefror/February: 42(3 left Ceredigion during this month) Mawrth/March:44(2 moved out of Ceredigion)</i>
Plant mewn gofal o Siroedd eraill o oedran ysgol statudol / <i>Looked after children from other Local Authorities of statutory school age</i>	<i>Ionawr/January: 26 Chwefror/February: 27 Mawrth/March: 26</i>

CYSWLLT YSGOLION / SCHOOL CONTACTS

Gweler isod, y rhifau a natur y cyswllt a dderbyniwyd o ysgolion / sefydliadau dysgu yn ystod chwarter 4.

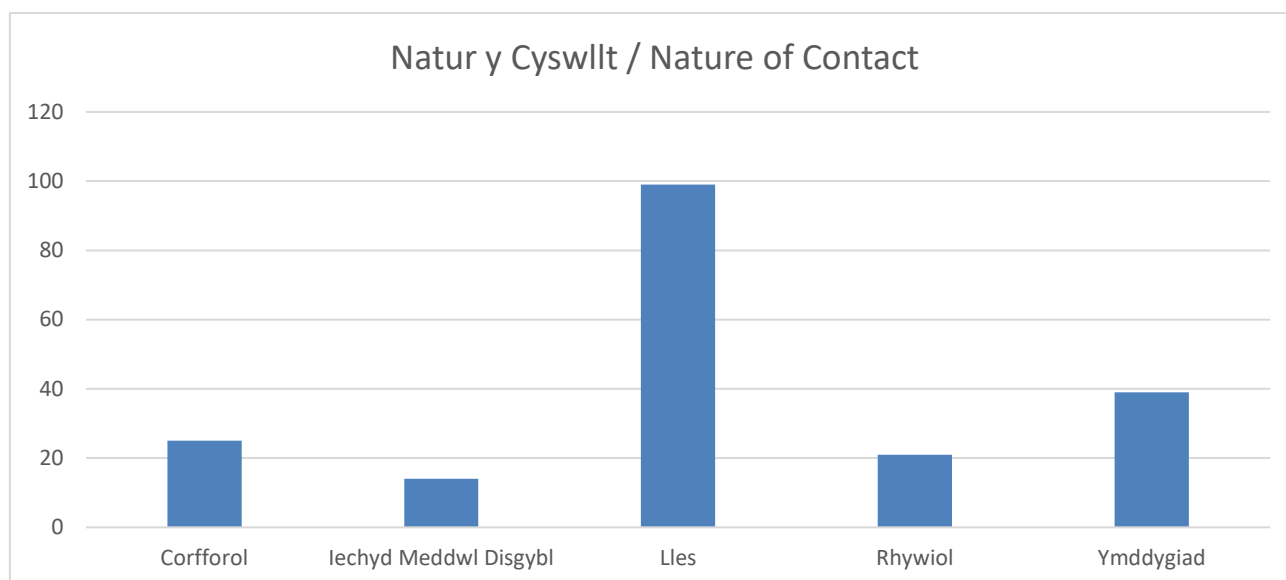
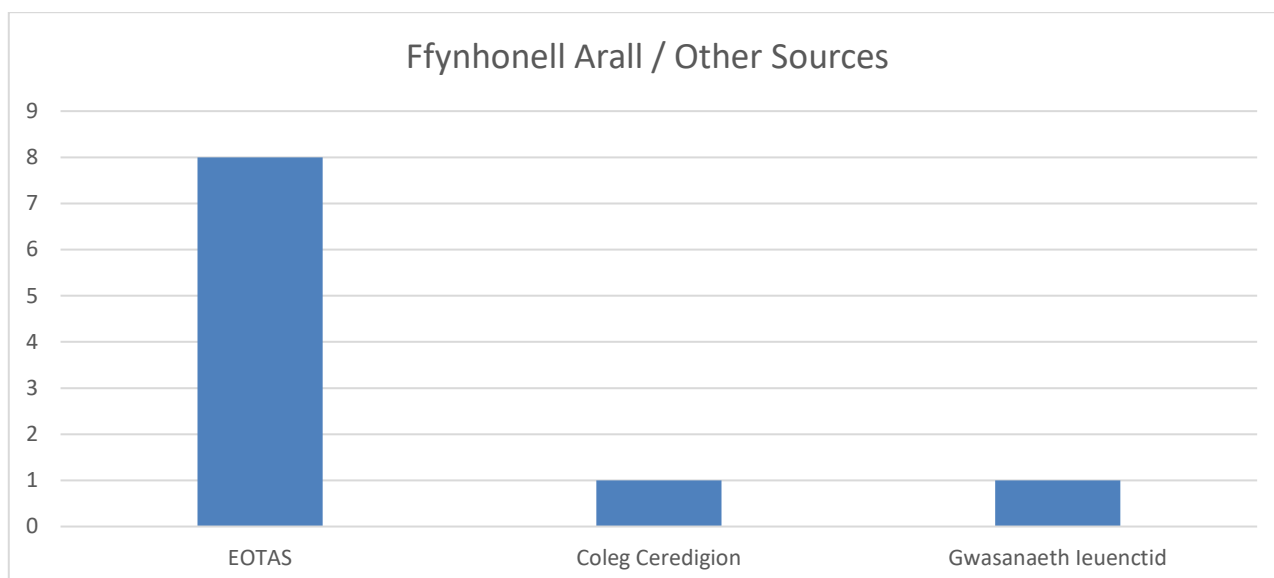
Please see below the number of contacts received from schools/learning establishments and their nature, during the period of quarter 4.





I nodi, fe wnaeth 24 o'r Ysgolion Cynradd gwneud cyswllt yn ystod chwarter 4. Oherwydd y rhif uchel hyn, nid oedd modd cynnwys pob Ysgol ar y dabl, felly wedi cynnwys yn yr uchod, y rhai wnaeth gysylltu pedwar gwaith neu mwy drwy gydol y cyfnod.

To note, 24 Primary Schools made contact during quarter 4. Due to this large figure, it wasn't possible to capture all on one table. Therefore the above only highlights the Schools who made contact on four or more occasions during the period.



Oherwydd fod niferoedd fawr o rhesymau cyswllt, maen't wedi crynhoi mewn l'r grwpiau isod, er mwyn medru darllen yn fwy glir ar y siart. Yn yr adroddiad yma, dwi wedi ffocysu ar y prif pryderon, er mwyn medru ei cymharu efo'r chwarter un blwyddyn diwethaf.

Due to the large amount of reasons given for contact, some have been grouped together as noted below, in order for the information to be presented more clearly on the chart. In this particular report, I have highlighted the main concerns raised, in order to compare with quarter 1 from last year.

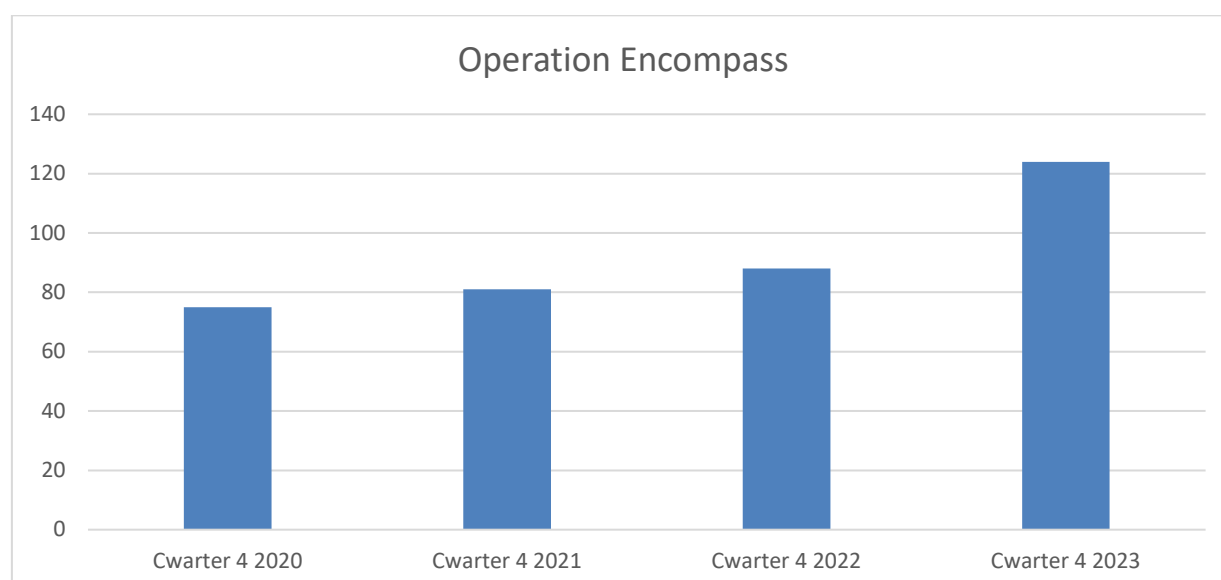
Lles / <i>Wellbeing</i>	Gan gynnwys plant ar goll, presenoldeb, tor perthynas, galar, gofawyr ifanc, cyswllt cyfnod clo, materion cyswllt rhwng rhieni / <i>Which also includes missings, attendance, relationship breakdown, young carers, contact difficulties during lockdown, contact issues between parents.</i>
Rhywiol / <i>Sexual</i>	Gan gynnwys perthnasau amhriodol ag egsbloetio plant yn rhywiol / <i>Which also includes inappropriate relationships and Child Sexual Exploitation.</i>

I nodi, gafodd 86 o ddisgyblion ei gwahardd o ysgolion uwchradd Ceredigion yn ystod cwarter 4, a hynny o gyfanswm 278.5 diwrnod. (Y rhif yma yn cynydd mawr o cwarter 3, ble gafodd 59 plentyn ei gwahardd am 173.5 diwrnod). Y rhesymau sydd wedi cofnodi am y gwaharddiadau yma, fel y ganlyn; Ymddygiad Heriol, Bwlian, Difrod, Sylweddau a Chyffuriau, Ymosodiad Corfforol ar Disgybl ag yn erbyn Oedolyn, Ymddygiad Hilliol, Ymddygiad Bygythiol, Eiddo Arf yn y Gymuned, Ffilmio Eraill heb Ganiatad ag arall.

Yn ogystal a hyn, fe dderbyniwyd 150 o gyfeiriadau ar gyfer cefnogaeth ataliol drwy Porth Cymorth Cynnar yn ystod cwarter 4, eto hyn yn cynydd sylweddol i gymharu a'r 119 cyfeiriad yng nghwarter 3 (nid yw'r ffigur yma yn cynnwys cyfeiriadau TAF).

To note, a total of 86 pupils were excluded from Ceredigion Secondary Schools during quarter 4, for a total of 275.5 days. (These figures being significantly higher than quarter 3, whereby 59 pupils were excluded for a total of 173.5 days). The reasons noted for exclusions have been recorded as: Persistent Disruptive Behaviour, Bullying, Damage, Substance and Alcohol Related, Physical Assaults against Pupils and Adults, Racist Abuse, Verbal Abuse, Possession of an Offensive Weapon in the Community, Filming Others without Consent and Other.

In addition to this, Porth Cymorth Cynnar received 150 referrals for Support and Prevention during quarter 4, which is again a significant increase in comparison to quarter 3, where 119 referrals were made (the data does not include TAF referrals).



Mae'r ffigurau uchod yn dangos cynydd sylweddol mewn cyfeiriadau Operation Encompass sydd wedi cael ei rhannu efo ysgolion yn llinell amser cwarter 4, ers 2020.

The above figures show a significant increase in Operation Encompass referrals which have been shared with Schools, within the same quarter 4 timeline, since 2020.

SECTION 12: HEALTH



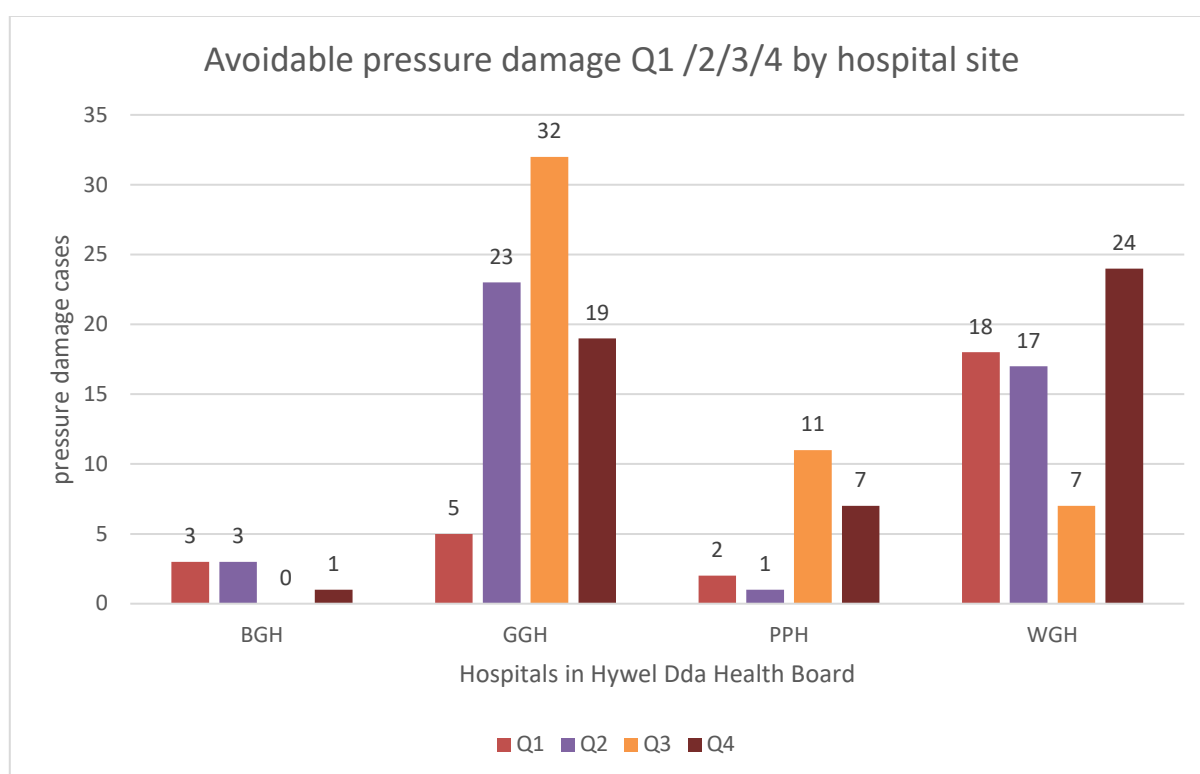
Hywel Dda University Health Board Safeguarding Report to the Local Operational Groups

Qtr 4 2022/23

This report informs the Local Operational Groups of updates on safeguarding developments in Hywel Dda University Health Board during quarter 4 2022/23

Adult Safeguarding

- **Quarter 4 2022/23 Acute Hospital Avoidable Pressure Damage Data**



Graph 1

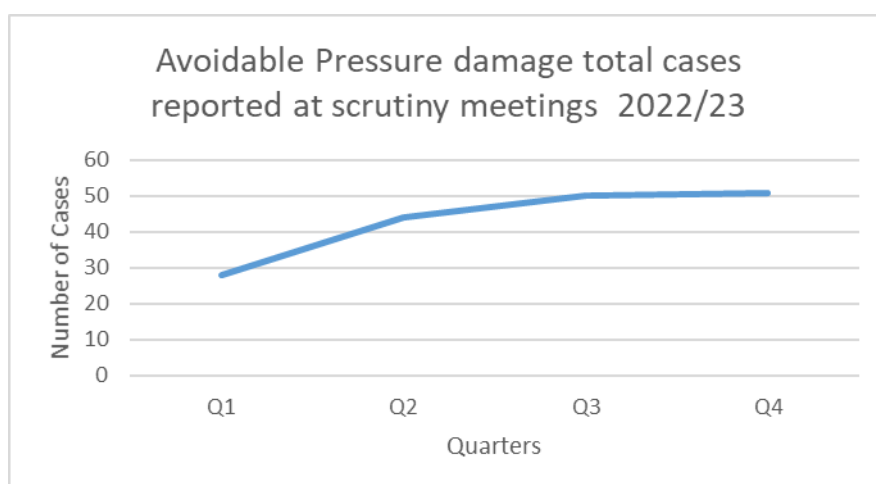
There was a total number of 51 avoidable cases of pressure damage incidents across all four acute hospital sites in Q4 (Graph 1). Of these, 39 reported cases were grade 1 or 2 (which would not have been reported to safeguarding prior to the SSWBWA); 8 were recorded as Suspected Deep Tissue Injury (SDTI). It is not uncommon for pressure damage to be reported as SDTI, but within a few days, it becomes apparent that it is a grade 1 or 2. Incident reporting captures the pressure damage at its most significant grading. One was reported as grade 3 and there were three

unstageable cases. In comparison to the previous quarter's report, there were a larger proportion of cases of lower grades.

The numbers of cases in the report reflect when the scrutiny meetings took place, rather than when the pressure damage occurred; in this report 72.5 % of cases occurred in the preceding quarters. This time lapse occurs when cases are deferred if further information or investigation is required, or carried over when meetings are postponed and re-scheduled.

Bronglais hospital have advised that scrutiny meetings for February and March were stood down due to staffing issues, so cases will be carried over into the next quarter. This may be a contributory factor to the low number of cases reported.

Graph 2



Assurance is given that in regards to the cases of the reported pressure damage yet to be discussed at scrutiny, appropriate actions will have implemented to safely manage the individuals' pressure damage at the time of identification.

Adult Safeguarding Team

The Adult Safeguarding Team recently undertook a survey into the suitability of the Hywel Dda University Health Board Adult Safeguarding Team Safeguarding Enquiry Response Form (ERF).

The Enquiry Response Form facilitates information gathering within a timely manner from HB services, using targeted questions to inform Sec. 126 enquiries. The ERF is sent to the Adult Safeguarding Teams within the relevant Local Authority to inform decision making in regard to safeguarding reports. It also enables the service to identify any lessons learned and help to inform actions to address these, In addition, the use of a standardised response form provides a robust account in the event of future scrutiny or challenges of cases.

Responses were sought from the Health Board as well as the Local Authority Safeguarding Teams.



SBAR.docx

The Adult Safeguarding Team are pleased to welcome a new member to the Team with Charlotte Holyoak taking up the position of Support Safeguarding Practitioner.

Looked After Children

- **Risks**

The risk continues for the service due to cost pressure to the Looked After Children (LAC) service budget to meet the needs of unaccompanied asylum seeking children placed under the National Transfer Scheme. Currently of the 30 placed only one is living within the Hywel Dda Footprint. The service are incurring costs due to commissioning health assessments in the areas where the UASC have been placed.

Safeguarding Children

- **Child Protection Rapid Review**

Further to the UHB participation in the review with Pembrokeshire Local Authority, an action plan has been developed to take forward the learning identified for health professionals.

- **Update**

The Named Nurse and Lead Safeguarding Children post has been appointed to. The new post holder will commence around late summer and key stakeholders will be asked to meet with her as part of her induction.

VAWDASV

- **Risks**

We have risk on the service risk register for to the fragility of the resource in the UHB to manage DINs and MARAC meetings This is caused by an increase in activity as a result of the pandemic and gaps in sustainable capacity in the corporate safeguarding practitioner resource and safeguarding administration team to manage domestic incident notifications via the Criminal Justice System (CJSM) and share that information and flag UHB systems in high risk cases.

- **Update**

The new Domestic Abuse Support Officer Donna Walters has commenced in post.

Once for Wales Management System

Further to the national team seeking to resolve some outstanding issues which have been impacting on commencement of the pilot of the NHS Wales report form, we are in the early stages of testing a work around. It is anticipated the pilot of the report form within the Mid and West Wales

region will commence in the near future. Further details will be shared when internal testing has taken place.

Mandy Nichols-Davies
Head of Safeguarding

SECTION 13: S-CAMHS:

S-CAMHS Update Report for CYSUR

In line with the Welsh Government document “Admission Guidance”, HDUHB has in place a robust Admission Policy/Pathway outlining the process for admitting any young person into an Adult Mental Health Ward. The Guidance stipulates that the Health Board must have a designated Unit and within HDUHB this is Morlais Ward on the Glangwili Hospital campus.

A new Protocol has been approved to meet this statutory requirement which will ensure compliance against Welsh Government expectations.

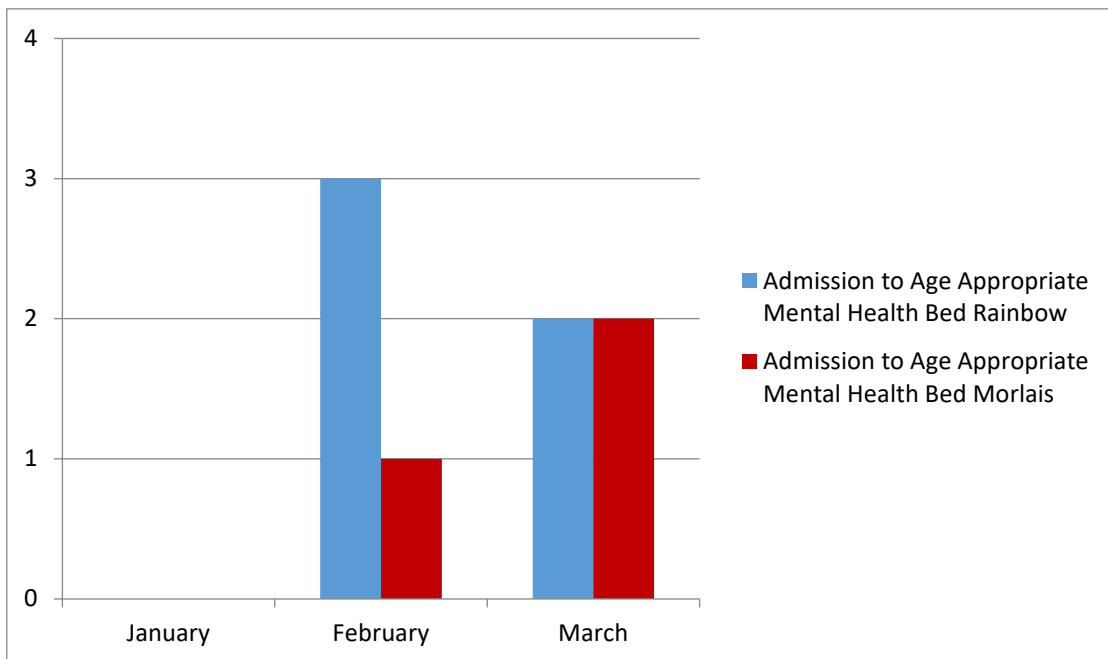
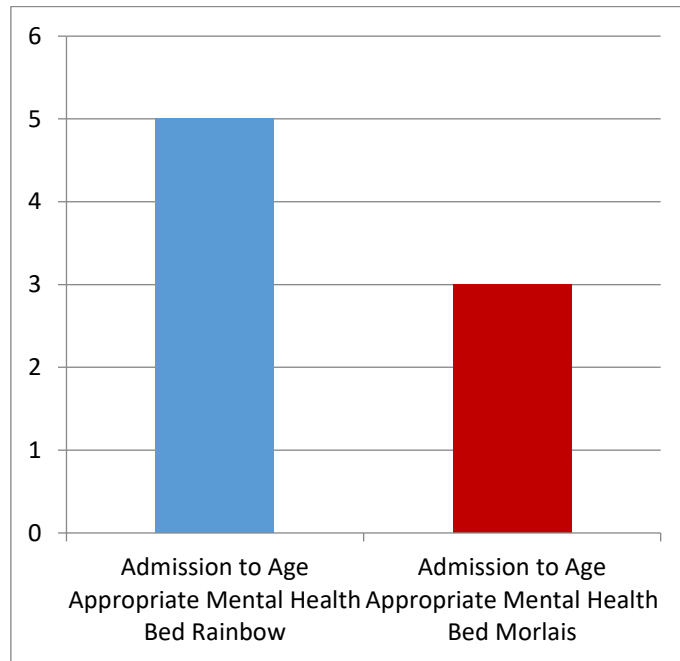
Admission to an adult mental health ward can be a frightening experience and every attempt is made to consider the least restrictive alternative for admission. In the majority of cases a young person is admitted to the designated unit on Cilgerran Ward supported by staff from the mental health unit.

In line with the guidance, the staff have received additional training in safeguarding young people and in addition the staff on Morlais ward have all undertaken the following:

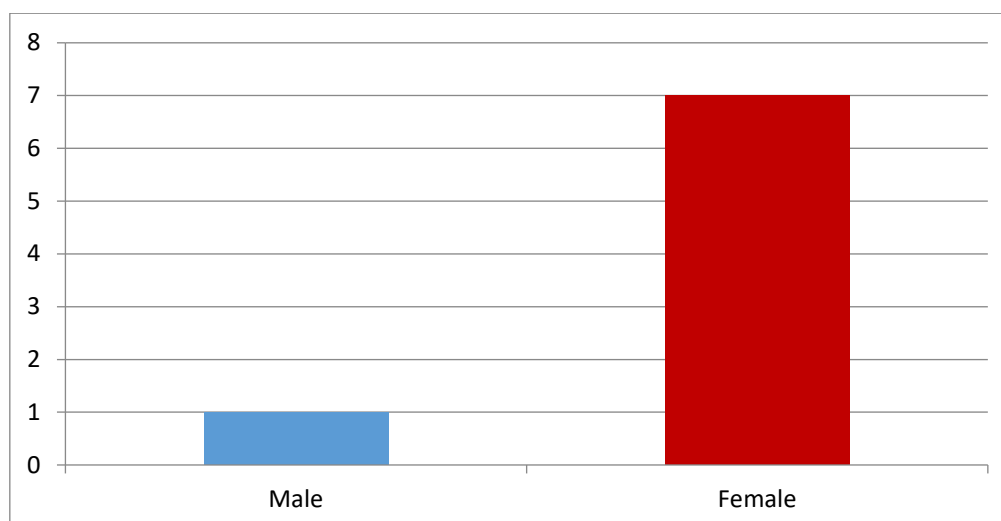
- Safeguarding Children Level 3 Training
- Have a valid Enhanced DBS in place
- Undertaken specific training on the emotional and mental health needs of children and young people
- Training on the Mental Health Act and Social Services and Wellbeing (Wales) Act 2014

All admissions to the mental health bed must be reported, initially internally as a DATIX, and followed by a Serious Untoward Incident report to the Delivery Unit in line with the Welsh Government’s Admission Guidance Document.

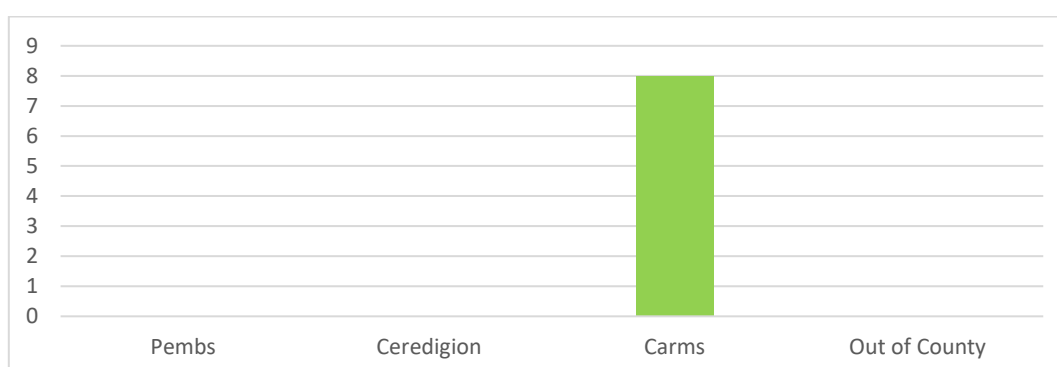
Q4 Admissions to the age appropriate bed on the Rainbow bed and Morlais Adult Mental Health Ward Glangwili Hospital site:



Q4 Admission to Age Appropriate Mental Health Bed Rainbow / Morlais Bed by gender:



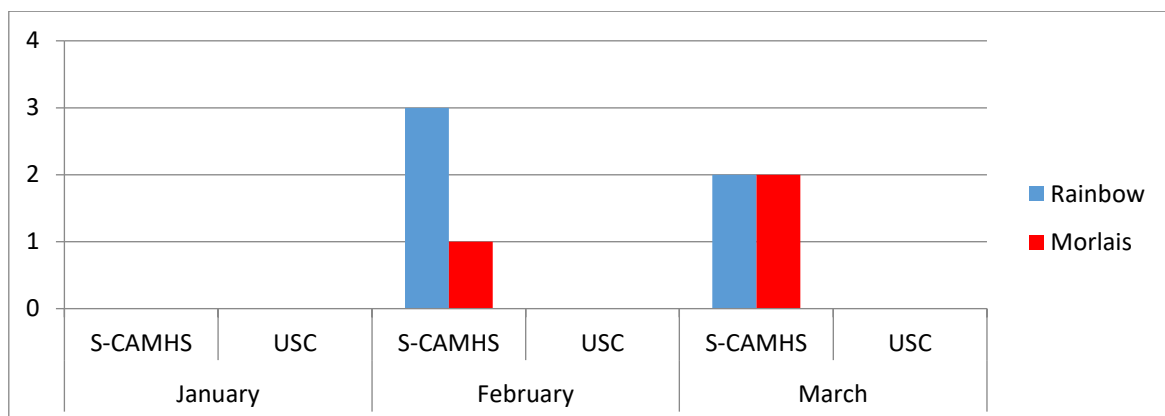
Q4 Admissions to Rainbow / Morlais Bed according to Locality:



Admissions to Paediatric Age Appropriate Bed (Rainbow Unit, Non reportable)

Specialist CAMHS records for Quarter 4 are outlined above with 8 Admissions in total, with 5 Admissions to the Paediatric bed and 3 Admissions to the Adult Mental Health Ward (Morlais). In February, one YP was admitted to the Paediatric Bed on 2 separate occasions within the same month. During March, one YP was admitted to the Paediatric bed on 2 separate occasions within the same month following the second admission the YP was then transferred to Ty Lidiard.

Q4 Admissions to Rainbow / Morlais split by admitting team:



Mental Health Act Status

Quarter 4 under 18 Mental Health Act Activity:

3 x S136

1 x Section 5(2) Detention

Admission Outcomes

	Discharged Home	Onward Admission	Remains on Ward
Rainbow	4	1 (YP transferred to Ty Lidiard)	0
Morlais	3	0	0

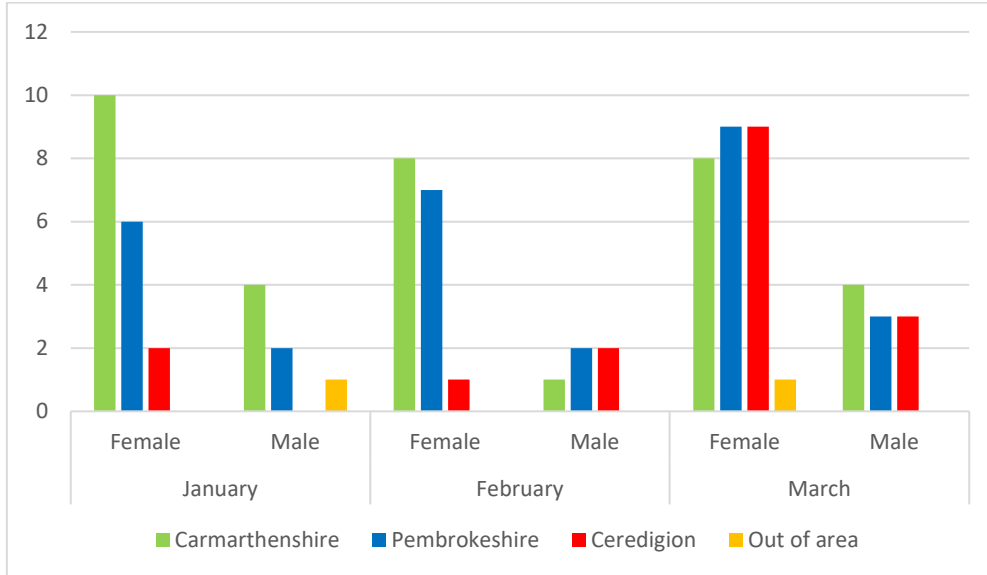
Admissions relating to Self-Harm

Within HDUHB there are robust systems in place for S-CAMHS to provide a mental health assessment, following referral from the Paediatric ward where any young person is admitted following an episode of self harm. The reason for admission is generally following an overdose but, on occasions, it can be following deliberate cutting or an attempted hanging.

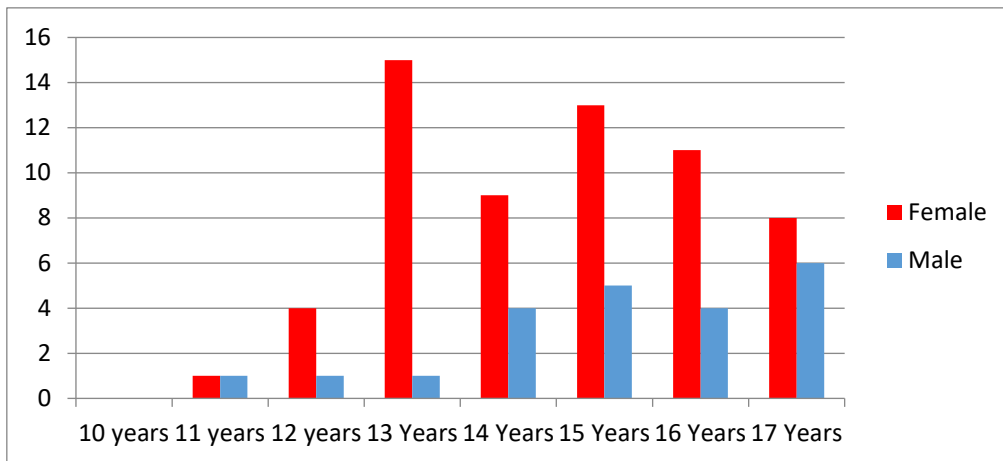
All overdose/self harm admissions receive a follow up appointment within three working days to monitor risk and provide support. There is a robust Pathway in place along with Guidance for admission of all young people who present following self harm in order that a comprehensive mental health assessment and risk management plan can be agreed. Where appropriate, referral to the Safeguarding team and/or Social Services may be considered.

The following table details the numbers of admissions following Deliberate Self Harm (DSH) Quarter 4 2022/2023 for the 3 Local Authority Areas:

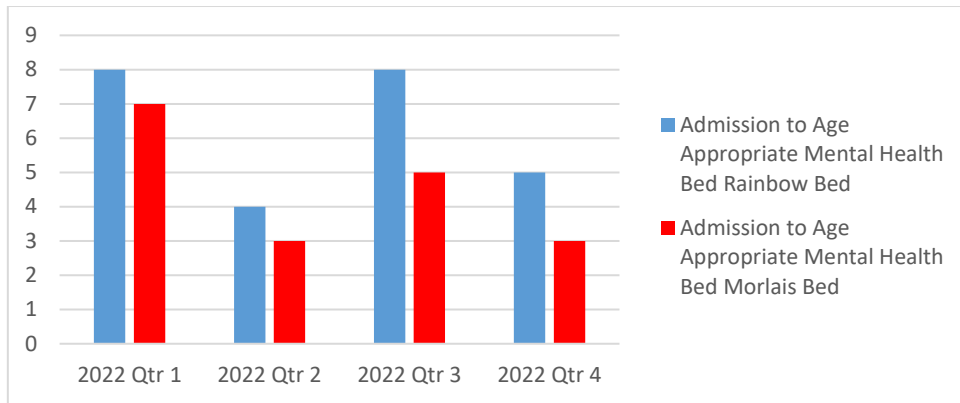
Q4 Self-harm / Overdose Admission Statistics split by gender and locality:



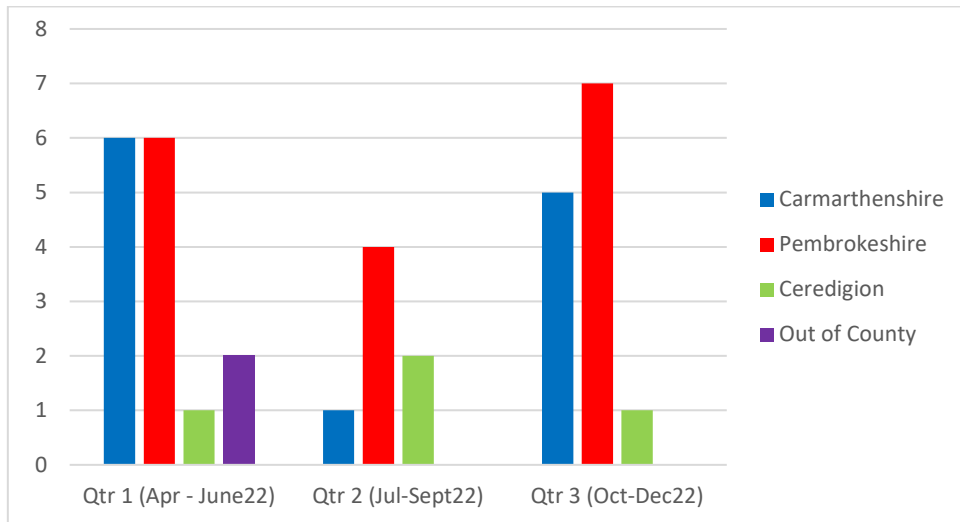
Q4 Self-harm / Overdose Admission Statistics split by gender and age profile:



Comparison Data (last 12 months) - Age Appropriate Bed

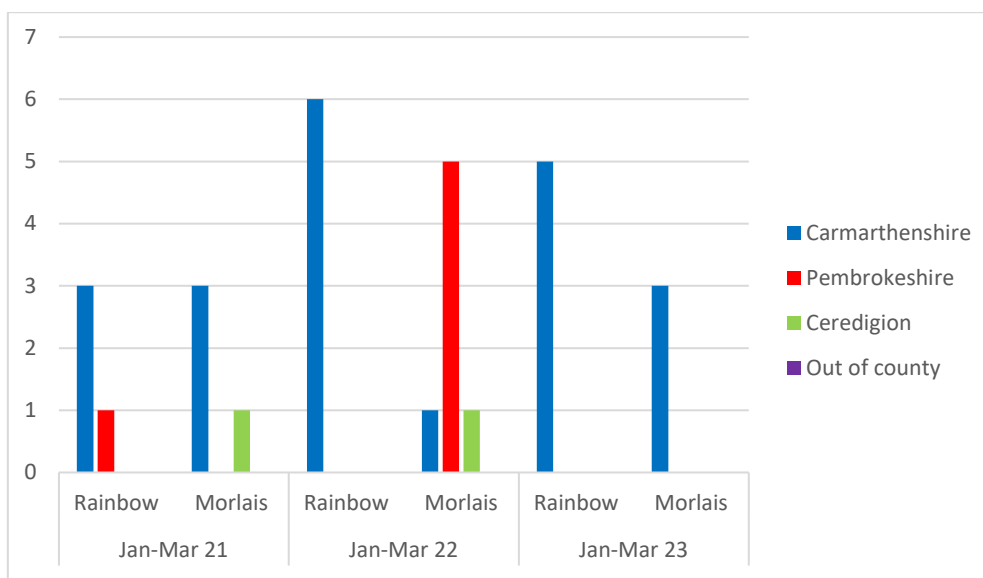


Admission Trend comparison by locality (last 12 months)



Annual Admission Comparison by locality

The following graph compares the numbers of admissions for Quarter 4 2022/2023 against the number of admissions for the same quarter of 2021/2022 and 2021/2020, further defined by locality.



Advocacy

In line with the Mental Health (Wales) Measure 2012, Health Boards are expected to ensure that access to Advocacy Services is in place, as per Part 4 of the Measure, for any individual admitted into hospital. All young people admitted to Morlais Ward are asked on admission if they would like access to an Independent Mental Health Advocate. The expected performance target is that 100% of clients are offered this and this information is recorded and reported via our Information Analyst.

On Cilgerran Ward, information is provided to young people on admission on the availability of access to the Advocacy Service. However, the above performance standard is not applicable therefore data is not routinely collated.

Angela Lodwick Assistant Director, MH&LD – Jan-Mar 2023

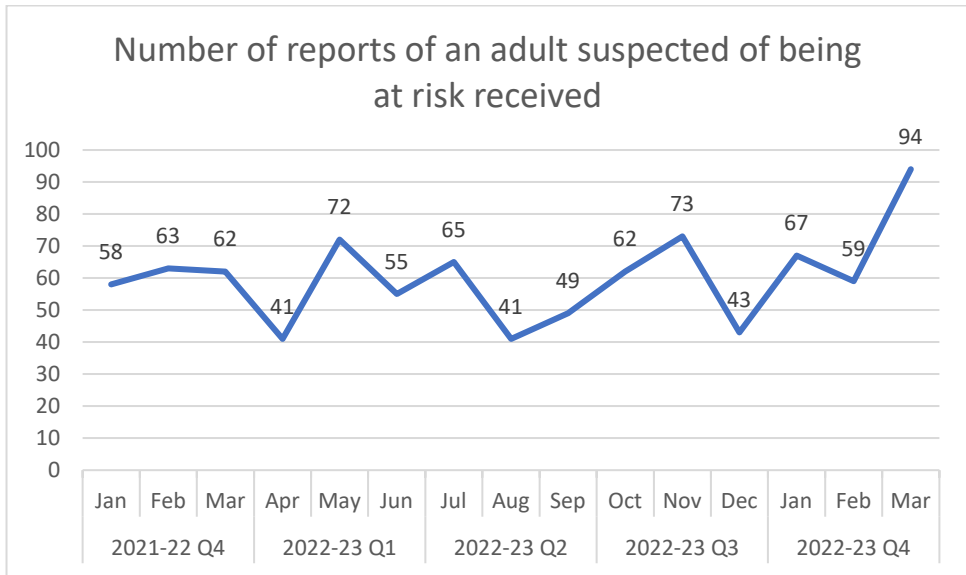
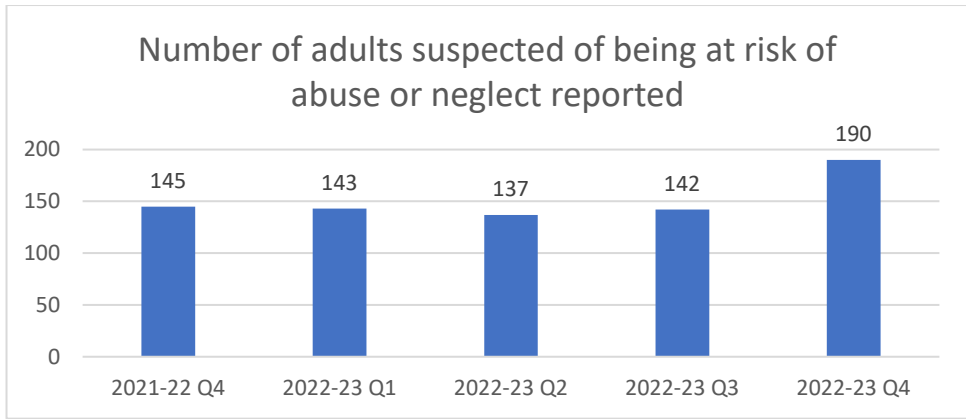
CEREDIGION
CWMPAS LOCAL OPERATIONAL GROUP

Performance Management Report – Safeguarding Adults

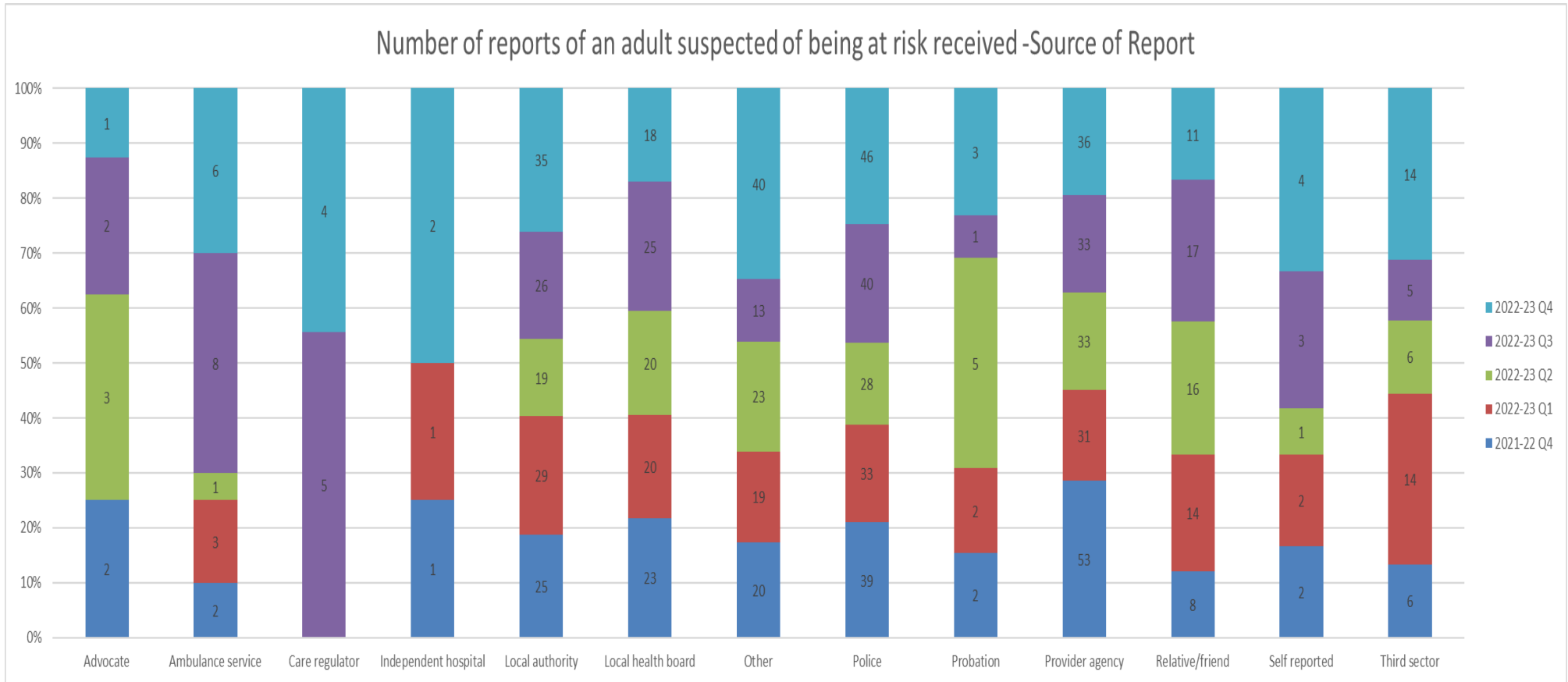
Quarter: 4

1/1/23 – 31/3/23

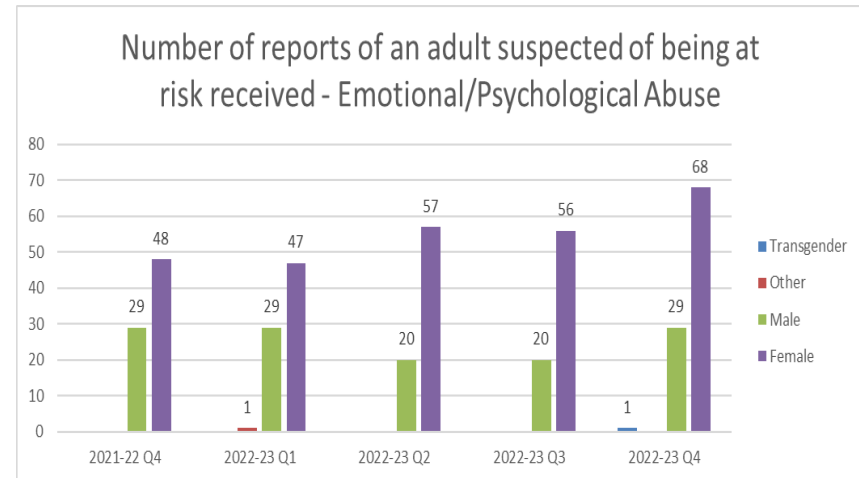
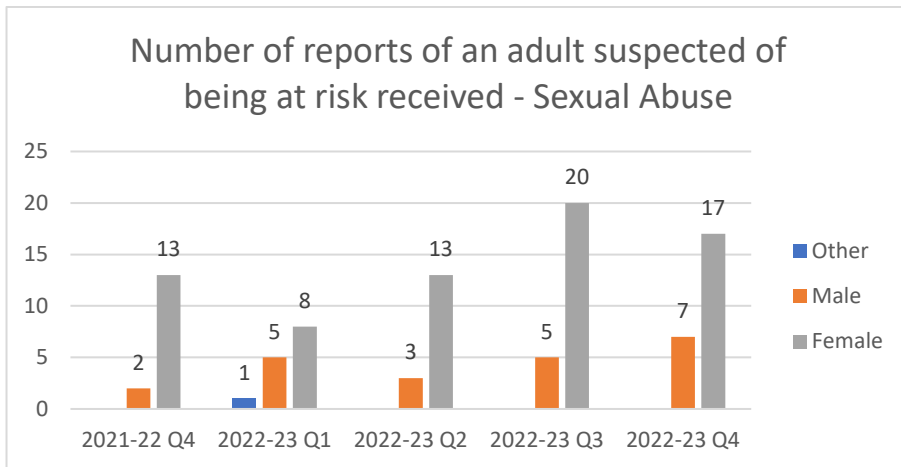
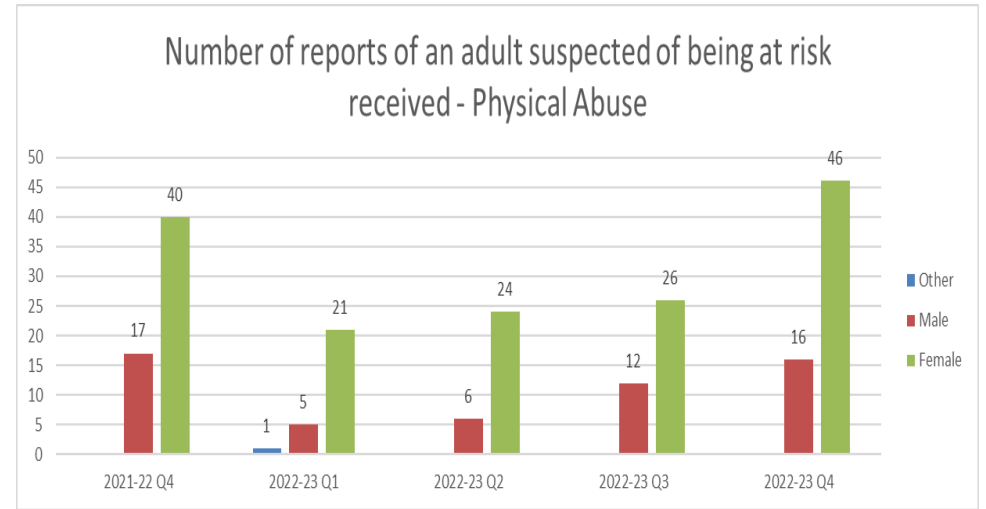
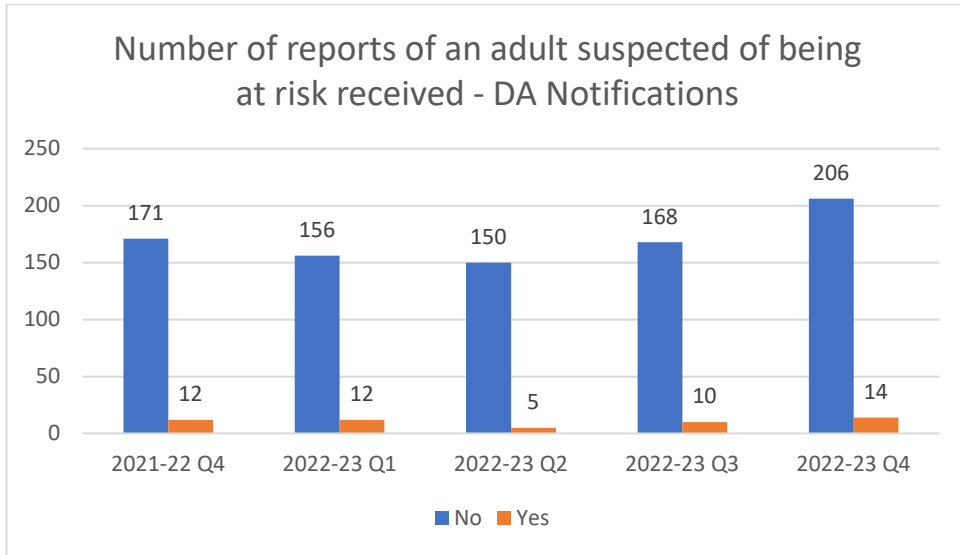
Quarter 4 Overview

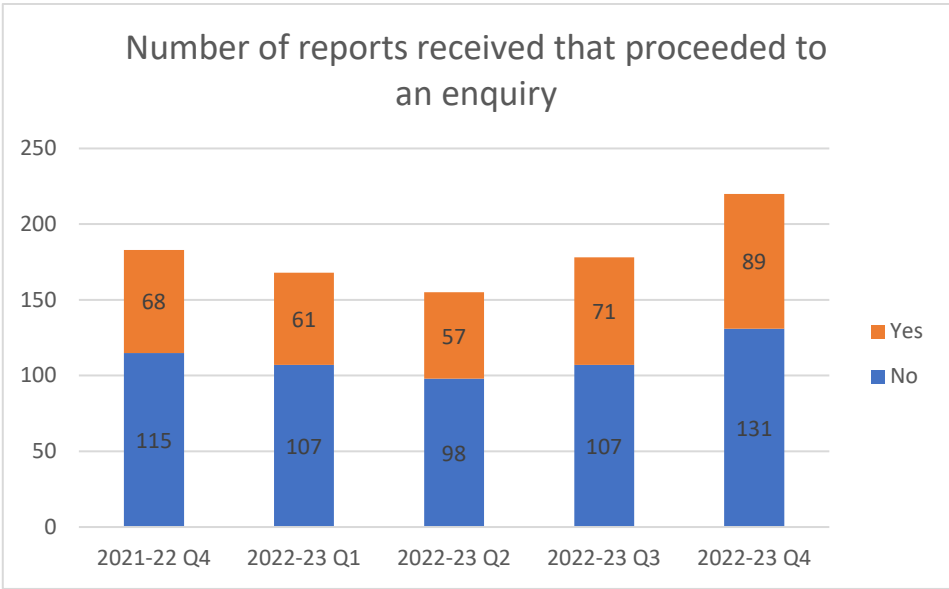
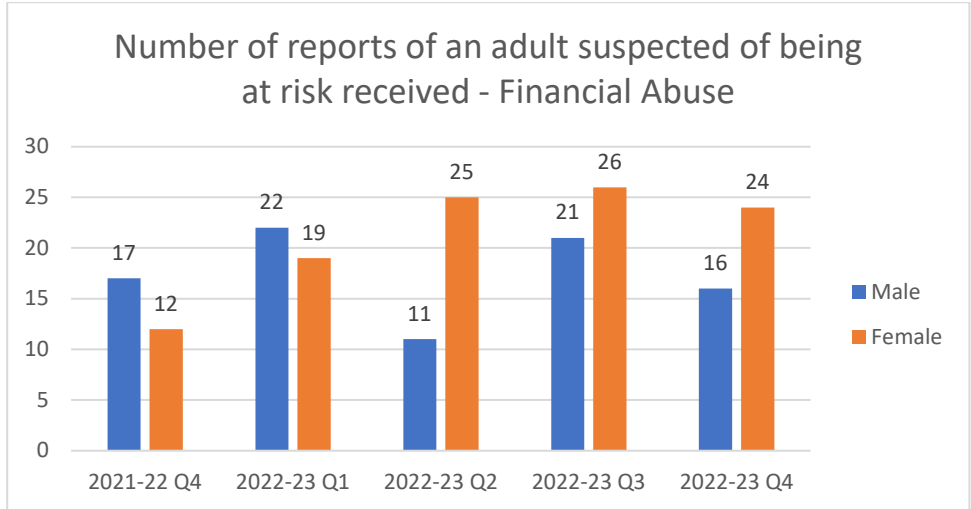
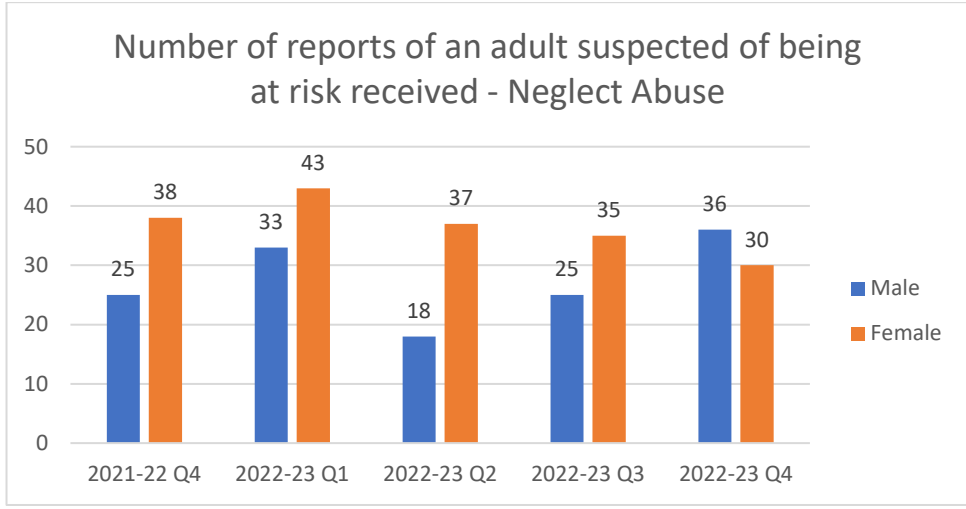


Row Labels	Count of Assessment Id
2021-22 Q4	183
Jan	58
Feb	63
Mar	62
2022-23 Q1	168
Apr	41
May	72
Jun	55
2022-23 Q2	155
Jul	65
Aug	41
Sep	49
2022-23 Q3	178
Oct	62
Nov	73
Dec	43
2022-23 Q4	220
Jan	67
Feb	59
Mar	94
Grand Total	904



Count of Assessment Id	Column Labels							
	2021-22 Q4	2022-23 Q1	2022-23 Q2	2022-23 Q3	2022-23 Q4	Grand Total		
Advocate		2		3	2	1	8	
Ambulance service		2	3	1		8	6	20
Care regulator					5	4		9
Independent hospital		1	1			2		4
Local authority		25	29	19	26	35		134
Local health board		23	20	20	25	18		106
Other		20	19	23	13	40		115
Police		39	33	28	40	46		186
Probation		2	2	5	1	3		13
Provider agency		53	31	33	33	36		186
Relative/friend		8	14	16	17	11		66
Self reported		2	2	1	3	4		12
Third sector		6	14	6	5	14		45
Grand Total		183	168	155	178	220		904





CYNGOR SIR CEREDIGION COUNTY COUNCIL

Report to: Cabinet

Date of meeting: 3 October 2023

Title: Recommendation from the Overview and Scrutiny Co-ordinating Committee in relation to CYSUR/ CWMPAS Combined Local Operational Group Safeguarding Report Quarter 4

Purpose of the report: To provide feedback from the Overview and Scrutiny Co-ordinating Committee held on 11 September 2023

Background:

The Overview and Scrutiny Co-ordinating Committee considered the CYSUR/CWMPAS Combined Local Operational Group Safeguarding Report for Quarter 4 at its meeting on 11 September 2023.

The Cabinet Member provided a summary of the key points during this quarter.

Summary of Key points:

- In Quarter 4, there was a decrease in the number of contacts/reports received regarding children/young people compared to Quarter 3-with there being 1112 contacts/reports received in Q3 compared to 1010 contacts/reports received in Q4.
- However, there was an increase in the overall number of contacts/reports which proceeded to actions needing to be taken under Child Protection Procedures, from 193 in Q3 compared with 200 in Q4.
- The percentage of reports that proceeded to a Strategy Discussion in this quarter, was 19.8% compared to 17.3% in Q3.
- In Q3, 7.3% of reports proceeded to a Section 47 Enquiry compared to 8.4% in Q4, in this quarter. In this quarter, 1.6% of reports received needed to proceed to an Initial Child Protection Conference which was the same percentage that proceeded to conference in Quarter 3.
- The total number of children subject to an Initial Child Protection Conference is Quarter 4 was 23, and this compares to 35 in Q3.
- The total number of children placed on the Child Protection Register in quarter 4 following the Initial Child Protection Conference was 20 compared to 31 in Q3.
- The total number of children removed after Review Child Protection Conferences in this quarter were 15 compared to 28 in Quarter 3.
- The total number of Section 47 enquiries undertaken in this quarter were 85 compared to 81 in Quarter 3. 70 of those enquiries were undertaken jointly with the Police and 25 were undertaken as a Social Services Single Agency.
- The main category of abuse which led to a Section 47 enquiry in quarter 4 was Physical Abuse (32), sexual abuse/exploitation (24), other exploitation (11), neglect (9) and emotional abuse (8). This follows the same pattern experienced in Quarter 3.

- There were 52 children on the Child Protection Register as of the end of this quarter, compared to 49 as at the end of Quarter 3. 22 children were registered under the category of emotional/psychological abuse, in this quarter, 26 under the category of neglect and 4 under the category of both neglect and emotional/psychological abuse.
- The main Risk Factors for the 52 children who were on the Children Protection Register as of the 31/03/2023, were domestic abuse, parental mental health, parental substance/alcohol misuse and parental separation.
- In terms of Adult Safeguarding, there has been a significant increase in the number of adults suspected of being at risk of abuse and/or neglect, with there being 190 adults at risk reported in this quarter compared to 142 in Q3.
- The most reported category of abuse this quarter again was emotional/psychological abuse, with 97 reports of adults at risk where this was the main category of abuse. Neglect was the second main category of reported abuse (66), then physical abuse (62), financial abuse (40), and sexual abuse (24). This follows the pattern from the previous quarter.
- From the reports received, in relation to all categories of abuse, women are the highest reported to be most at risk, by a significant margin. However, in relation to concerns about neglect, there were more males (36) affected by this category of abuse than females (30) which has been very different to previous quarters.
- In Quarter 4, as in Quarter 3, the Police were the highest source of reporting (46).

Officers then answered the questions raised by Committee Members. Following discussions, the following was noted:

- Further to a question regarding the increase in the number of meetings held, it was confirmed that as they are Statutory meetings and therefore must be held. With multiagency involvement this can sometimes prevent escalations and save resources in the long term.

Members agreed to note the contents of the report and the levels of activity with the Local Authority, so that governance of the Local Authority activity and its partner agencies are monitored.

Councillor Keith Evans
Chairman of the Overview and Scrutiny Co-ordinating Committee